












© Crown copyright. All rights reserved. LB Newham LA086517 2002

Woodgrange Estate Conservation Area

- | | | | | | |
|---|-------------------|--|-----------------------------|---|----------------------------|
|  | Conservation Area |  | Adjacent Conservation Area |  | Key views |
|  | Listed Building |  | Buildings of Local Interest |  | Significant boundary walls |
|  | Positive Building |  | Significant Trees |  | Focal buildings |
|  | Negative Building |  | Embankment | | |