

THE MARKET PLACE



TO LET

THE MARKET PLACE, MYRTLE ROAD, LONDON, E6 1HY

15 NEW RETAIL & LEISURE UNITS IN EAST HAM TOWN CENTRE

DON'T MISS OUT, BOOK A VIEWING TODAY

THE MARKET PLACE

THE AREA



East Ham is a great place to live, work and shop, catering to a wide demographic. Within the London Borough of Newham, around 8 miles east of Charing Cross and with a resident population of around 76,000. The area benefits from excellent transport links and is becoming increasingly popular with young professionals. It is now a straightforward commute to the city of London, Canary Wharf, Stratford or the West End, served by the Hammersmith & City and District tube lines.

The Market Place is situated at the southern end of High Street North, close to its junction with Barking Road (A124), in East Ham's busiest shopping district. East Ham Underground Station is approximately 700m (0.4 mile) to the north.

East Ham is fast becoming a hotbed for young professionals who move here for the affordable house prices and rents and to experience that quintessential East End charm.

THE MARKET PLACE

EAST HAM IS CHANGING

RECENT AND FOURTHCOMING DEVELOPMENTS INCLUDE:



Newham has benefitted from considerable regeneration and investment since the 2012 Olympic Games. Recently, East Ham has seen significant new homes development across several major projects.

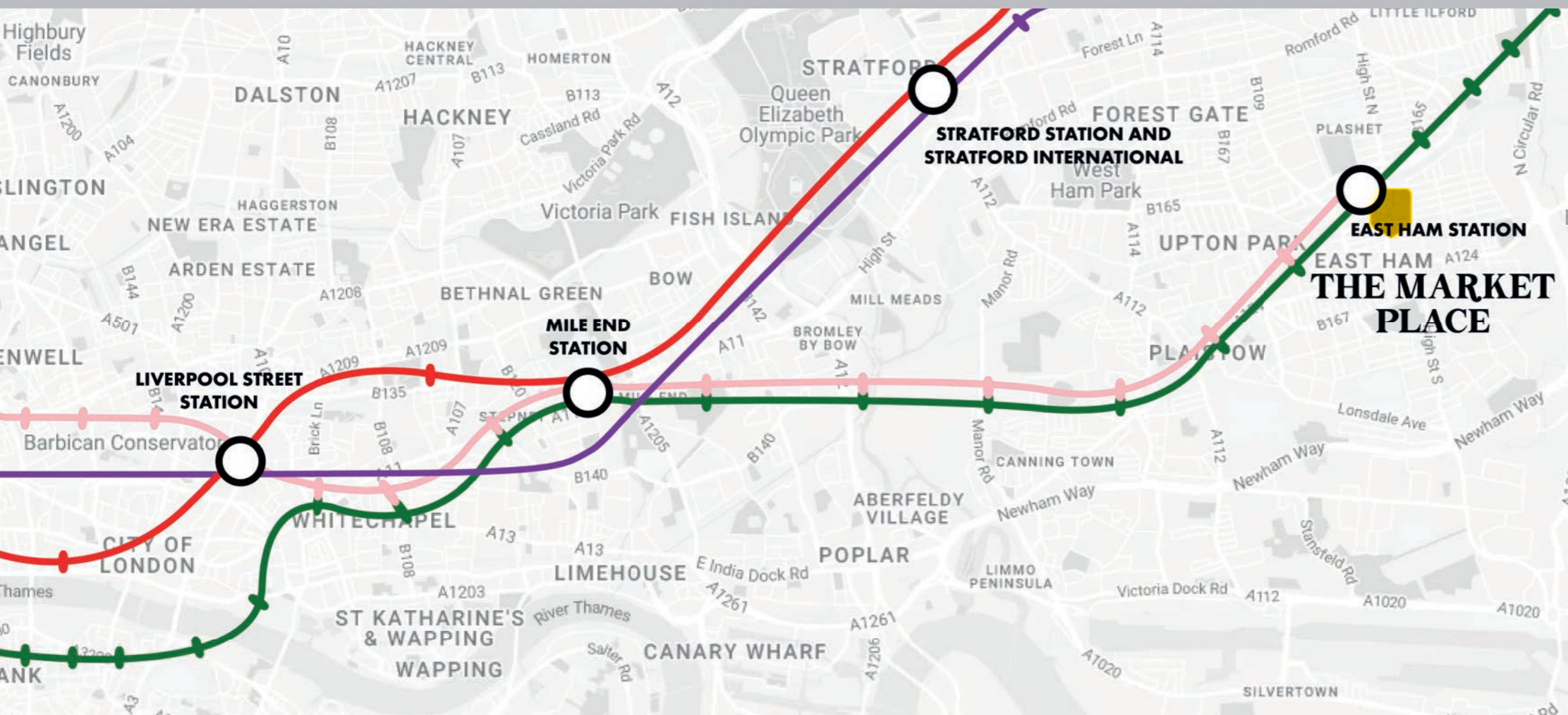
In addition to building The Market Place, providing 277 new homes, Barratt Homes have redeveloped West Ham's Former stadium to create the Upton Gardens scheme, bringing a further 850 homes to the area.






Closer to the centre of East Ham other key developments include Populo Living's Brickyard, Didsbury and Hartley Centre schemes, that will deliver a further 300+ homes.



THE MARKET PLACE

CONNECTIVITY



-  **DISTRICT LINE**
-  **HAMMERSMITH AND CITY LINE**
-  **ELIZABETH LINE**
-  **CENTRAL LINE**
-  **POPULAR STATIONS**



LINKS BY PUBLIC TRANSPORT:

With a well connected station just 6 minutes walk away. The Market Place is a perfect retail location with a high footfall just seconds away on East Ham high street.

LINKS BY ROAD:

From East Ham you can get to the North Circular Rd in 4 minutes, a major throughfare of London. London City Airport is only 14 minutes away via the A112. The A1 is just 40 minutes away, connecting East Ham to London city centre.

THE MARKET PLACE

THE SCHEME

THE MARKET PLACE



THE MARKET PLACE



THE MARKET PLACE



The site has now been transformed to provide 277 apartments and duplexes and the Market Place shopping mall. The Market Place will include approximately 21,500 sq.ft. of retail floor space across 15 new units. With two entrances to the scheme, one on Pilgrims Way, close to Primark, and the other on Myrtle Road by Sainsbury's, shoppers will be drawn to this new town centre focal point close to East Ham's busy High Street North.

Why locate your business at The Market Place?

- It's Privately family owned – we are on site each and every day to help support you and your business
- It's well connected – just a few train stops from Central London and numerous bus routes stop right outside
- It's pretty – With a beautiful water fall and living wall providing a tranquil space
- It's creative – Full of talented professionals with a passion for people and growing their business

THE MARKET PLACE

THE UNITS



The Market Place is a striking new indoor retail arcade that will feature a water wall entrance from Myrtle Road. It will give visitors a place to eat, drink and shop in the heart of East Ham, providing a modern indoor space whilst honouring the history of the Market Hall. The redevelopment, a joint venture between Barratt Homes and Dransfield Properties and Land Management is one of East Ham's most important regeneration schemes. The development has been built on site of the old Market Hall, owned, and operated by Land Management for 90 years, originally built to provide employment opportunities to World War 1 veterans and their families.

The new units are set within an attractive enclosed shopping mall with a water feature and seating areas.

All the units will be fitted to shell and core specification with capped off services.

Some units will include a gas supply.

All units will benefit from shop fronts with striking Crittall style windows and doors.

Specific unit specifications available on request.

THE MARKET PLACE

GET A SPACE

The units are situated in the Market Place shopping mall, just off bustling East Ham High Street North. The principal entrances to the mall are on Myrtle Road and Pilgrims Way. Primark, Tesco, Sainsbury's and Iceland are all in the immediate vicinity. The scheme benefits from 27 on site customer car parking spaces.

TAKE A PEEK TO SEE WHATS AVAILABLE...

UNIT	SQ. M.	SQ. FT	RENT £ PER ANNUM
1	235.34	2,533	69,500
2	238.85	2,571	71,000
2A	35.35	381	11,500
3A	129.36	1,392	50,000
3B	98.18	1,057	30,000
4	181.37	1,952	65,000
5	327.39	3,524	76,000
6	120.2	1,294	45,000
7	70.3	757	28,500
8	40.8	439	13,000
9	110.1	1,185	32,500
10	83.6	900	29,500
11	128.8	1,386	45,000
12	127.1	1,368	37,500
13	99.5	1,071	29,500
TOTAL	2,026	21,810	

KEY

- Unit Let
- In Legals
- Offers Received
- Vacant



*Please note all rents are quoted exclusive of VAT, Business Rates and service charges. Subject to Contract.

THE MARKET PLACE

FURTHER DETAILS



SERVICE CHARGE

The tenant will be responsible for the payment of service charge. The current estimated service charge is £6 per sq.ft. per annum exclusive.

EPCS

None of the units have been occupied and require fit out. EPCs yet to be commissioned.

VAT

Please note that the property is elected for VAT. VAT will be payable on rent and service charges.

TENURE

New effective full repairing and insuring leases on terms to be agreed.

COSTS

All parties will be responsible for paying their own legal and professional costs.

TECHNICAL SPECIFICATIONS

Unit Technical Specifications available on request.

RATES

The current rateable value of Unit 5 £48,750. Based on the small business rates multiplier the approximate rates payable would be £24,960 per annum. All other units are yet to be assessed for business rates. All interested parties must rely on their own investigations to confirm this information,

**THE MARKET
PLACE**

LIKE WHAT YOU SEE?

GET IN TOUCH

AISHA SMALL

Email: aisha.small@landmanagementltd.co.uk

Phone: 07539 827775

These particulars are set out as a general outline only for the guidance of intended purchasers or lessees, and do not constitute part of, an offer or contract. All descriptions, dimensions, reference to condition and necessary permissions for use and occupation, and other details are given without responsibility and any intending purchasers or tenants should not rely on them as statements or representations of fact but must satisfy themselves by inspection or otherwise as to each of them. All prices are net of VAT unless otherwise stated.
Subject to Contract. November 2023.

