

London Borough of Newham

Interim Built Leisure Needs Assessment 2022

A report by Strategic Leisure Limited

December 2022



London Borough of Newham

Interim Built Leisure Needs Assessment 2022

Table of Contents

1	Introduction	1
	Purpose and Objectives in Developing a Built Facility Assessment and Strategy	2
	Our Approach	3
	Sports and Geographical Scope	3
	What has been undertaken to date?	4
	Work to be Completed	5
2	Strategic Policy and Context	6
	Introduction	6
	National Level	6
	National Planning Policy Framework (NPPF) 2021	6
	A Strategy for Sport – Department for Culture, Media and Sport 2015	9
	Health Strategies 2020	9
	Benefits of regular physical activity	11
	Sport England Strategy – ‘Uniting the Movement’ 2021	12
3	Local Strategic Context	13
	Policy Context	13
	The London Plan 2021	13
	<i>Sub-Regional</i>	14
	Towards a Better Newham (2020)	14
	LB Newham Corporate Plan - Building a Fairer Newham 2022-2026 (2022)	15
	The Local Plan 2018	17
	Newham emerging Corporate Strategy and Planning Evidence	22
	Well Newham 50 Steps to a Healthier Borough - Health and Wellbeing Strategy 2020-2023	22
	Newham Sparks 2021 and 2022	23
	We are Cultural; We are Newham - Building Newham’s Creative Future 2022	23
	Children and Young Persons Charter (2022)	24
	Tackling Racism, Inequality and Disproportionality (TRID) (2021)	25
	Demographics	26
	<i>Newham population by Ward</i>	26
	<i>Newham population by ethnicity</i>	28
	Current Participation Rates – Physical Activity (Active Lives November 2020-November 2021)	30
	Physical activity - adults	30

London Borough of Newham

Interim Built Leisure Needs Assessment 2022

Physical activity – children and young people	31
4 Stage B - Existing Facility Provision	33
Introduction	33
Catchment Areas	33
Demand for Indoor sports facilities	34
Stage B (ANOG) - Assessment of Existing Sports Facility Provision	35
Operational Management of The London Borough of The London Borough of Newham Leisure Facilities	37
Quality Audits	37
Consultation	38
Schools	38
Neighbouring Local Authorities	38
Assessment of Individual Facility Types	39
Sports Halls	39
Sports Halls: Quantity	39
Supply of Sport Facilities in LB Newham	39
Assessment of Individual Facility Types	41
Sports Halls and Activity Halls	41
Quantity	41
Quality	53
Accessibility	64
Availability	70
National Governing Bodies (NGB's)	70
Sports Halls- Assessment Summary to Date	71
Swimming Pools	73
Swimming Pools: Quantity	73
Swimming Pools: Quality	76
Swimming Pools: Accessibility	78
Swimming Pools: Availability	83
Swimming Pools: National Governing Bodies	83
Swimming Pools - Assessment Summary to Date	84
Health and Fitness	86
Health and Fitness: Quantity	86
Fitness Suites	86
Health and Fitness: Quality	93
Health and Fitness: Accessibility	95

London Borough of Newham

Interim Built Leisure Needs Assessment 2022

Health and Fitness: Availability	98
Fitness Studios	98
Fitness Studios: Quantity	98
Fitness Studios: Quality	103
Fitness Studios: Accessibility	105
Health and Fitness - Assessment Summary to Date	108
Other Sports and Facilities	109
Boxing	110
Water Sports	111
Royal Docks Water Sports	112
Assessment Summary to date	112

Tables

Table 1: Newham - major growth Wards 2022-38: mean growth 27.12%	26
Table 2: Newham - Wards with contracting populations 2022-38	26
Table 3: Population of Newham by age decile - 2022	27
Table 4: Newham population by ethnicity 2022	28
Table 5: Newham IMD Rankings	29
Table 6: Other key demographic information	29
Table 7: Percentage of physically active adults 19+ years. (Physically active is defined here as doing at least 150 minutes of physical activity per week).	30
Table 8: Percentage of fairly physically active adults 19+ years. (Fairly active here is defined here as doing at least 30-149 minutes of physical activity per week.)	30
Table 9: Percentage of physically inactive adults 19+ years (Inactive here is defined here as doing less than 30 minutes of physical activity per week.)	31
Table 10: Percentage of physically active children and young people, school years 1-11. (Physically active is defined here as doing more than 60 mins of physical activity per day).	31
Table 11: Percentage of fairly physically active children and young people, school years 1-11 (Fairly active here is defined here as doing at least 30-59 minutes of physical activity per day)	31
Table 12: Percentage of physically inactive children and young people, school years 1-11 (Inactive here is defined here as doing less than 30 minutes of physical activity per day)	32
Table 13: Quality Audit Scoring System	37
Table 14: Existing Indoor Sports facilities – Newham	39
Table 15: Supply of Sports Halls and Activity Halls in Newham	45
Table 16: Summary of School Sports Facilities – Community Use	51
Table 17: Quality ratings	53
Table 18: Summary of the Quality Assessment of LB Newham Sports Halls and Activity Halls (these are individual scores just for the sports hall)	54

London Borough of Newham

Interim Built Leisure Needs Assessment 2022

Table 19:	Sports halls assessment work to date	71
Table 20:	Swimming Pools in The London Borough of Newham	75
Table 21:	Analysis of Swimming Pool Supply in The London Borough of Newham	76
Table 22:	Quality ratings	77
Table 23:	Summary Qualitative Assessments- Swimming Pools (the quality score is just for the swimming pool)	77
Table 24:	Swimming Pools - Assessment Summary to Date	84
Table 25:	Fitness Facilities (Fitness Suites) in The London Borough of Newham	88
Table 26:	Analysis of overall Fitness Suite Provision in The London Borough of Newham	90
Table 27:	Summary of Fitness Suite Size	91
Table 28:	Quality ratings	93
Table 29:	Summary Qualitative Assessments - Health and Fitness Facilities (fitness suites only)	94
Table 30:	Fitness Studios in The London Borough of Newham	100
Table 31:	Analysis of overall Studio Supply – The London Borough of Newham	103
Table 32:	Summary of Quality Assessments Studios in The London Borough of Newham	103
Table 33:	Health and Fitness - Assessment Summary to Date	108
Table 34:	Boxing Clubs in and around Newham	110
Table 35:	Water sports venues and activities in and around London Borough of Newham	111
Table 36:	Emerging facility needs	113

Maps

Map 1:	Location of The London Borough of Newham	1
Map 2:	Newham's Community Neighbourhoods and their respective Local Plan policy areas	18
Map 3:	Newham Neighbourhoods	19
Map 4:	Newham's Wards	20
Map 5:	Sports Hall by type	42
Map 6:	Sports Halls by community access type	43
Map 7:	Activity Halls by community access type	44
Map 8:	Sports Halls with Pay and Play Community Access catchment areas (15 min walk)	66
Map 9:	Sports Halls with Pay and Play Community Access catchment areas (20 min drive)	67
Map 10:	Activity Halls with Pay and Play Community Access catchment areas (15 min walk)	68
Map 11:	Activity Halls with Pay and Play Community Access catchment areas (20 min drive time)	69
Map 12:	Swimming Pools by Type	74
Map 13:	Swimming Pool by community use	80
Map 14:	Swimming Pool with Pay and Play with 15 minute walk time catchment area	81
Map 15:	Swimming Pool with Pay and Play with 20 minute drive time catchment area	82

London Borough of Newham

Interim Built Leisure Needs Assessment 2022

Map 16:	Location of Health and Fitness Facilities and Studios in The London Borough of Newham	87
Map 17:	Location of community access fitness suites	92
Map 18:	Community access Fitness Suites and studios within a 20-minute public transport travel time drive time catchment area	96
Map 19:	Community access Fitness Suites and studios within a 15-minute walk time catchment area	97
Map 20:	Location of community accessible studios.	99
Map 21:	Community access studios within a 20-minute public transport travel time drive time catchment area	106
Map 22:	Community access studios within a 15-minute walk time catchment area	107

Figures

Figure 1:	ANOG Stages	3
Figure 2:	Benefits of regular physical activity	11

London Borough of Newham

Interim Built Leisure Needs Assessment 2022

1 Introduction

1.1. The Built Facilities Study (BFS) provides an initial assessment of the need for built Sports Facilities in the London Borough of Newham. The BFS will guide future provision of indoor sports facilities to serve existing and new communities in the London Borough of Newham.

1.2. It is important to stress that this BFS study focusses on facility provision in the context of the health and wellbeing of local communities.

1.3. This is an interim report as set out in paragraphs 1.20 and 1.21; work is ongoing to develop the final assessment. This includes Facility Planning Model (FPM) runs to look at existing and future facility nature, and location, as well as more detailed spatial analysis.

Map 1: Location of the London Borough of Newham



The London Borough of Newham

1.4. The London Borough of Newham is one of the most populated and diverse boroughs in London. In the last 10 years, the borough has seen rapid growth and change, with an increase in jobs and communities. However, social challenges that fuel health inequalities still persist and Newham remains one of the most deprived local authorities in England. The availability and accessibility of leisure facilities in Newham is one of the social challenges that impact the needs of its communities. Accessibility to good quality facilities is crucial to tackling health inequalities and improving health and wellbeing outcomes for all residents.

1.5. Newham is an Inner London Borough at the heart of East London, surrounded by other urban and suburban authorities, while being only a few miles from the City. It shares a boundary with the London Boroughs of Tower Hamlets, Waltham Forest, Hackney, Redbridge, Barking and Dagenham, and Greenwich. It contains 65% of the London Legacy Development Corporation (LLDC), which administers part of the Borough's planning function.

1.6. Research suggests that high inactivity levels coupled with high population growth and lack of sufficient and accessible leisure facilities is a concern for community wellbeing. As a borough with one of the youngest and most diverse populations, providing adequate activity spaces and well managed community-centred leisure facilities is crucial for reducing inactivity levels and improving the health outcomes of Newham residents. Findings indicate that leisure time, physical activity and sport are not only important for improving health outcomes, but also vital to improving social integration, reducing crime, decreasing the health strain on healthcare services, contributing to educational attainment and improving employment prospects across the borough.

London Borough of Newham

Interim Built Leisure Needs Assessment 2022

- 1.7. It is a borough where over 30% of the residents are classified as inactive; this means they're taking part in less than 30 weekly minutes of moderate intensity activity. This is considerably higher than the national average and, if not addressed, it is an issue that could have severe implications on health services with national research showing clear links between inactivity and conditions such as diabetes, cardiovascular disease, cancer, depression and obesity.
- 1.8. Over the next 25 years, Newham's population will increase by just over 27%,; this population growth will be become increasingly concentrated in five growth Wards (Beckton, Stratford and New Town, Royal Docks, Canning Town North, Canning Town South) ¹.
- 1.9. The significant population growth will increase demand for provision of opportunities, places and spaces where communities and individuals can be physically active.

Purpose and Objectives in Developing a Built Facility Assessment and Strategy

- 1.10. The development of a Built Facility Strategy (BFS) and needs assessment provides a robust evidence base to support and inform the local planning policy. This study has been undertaken in accordance with the requirements of the National Planning Policy Framework (NPPF), Planning Policy Guidance (PPG) and Sport England's Assessing Needs and Opportunities Guidance (ANOG) throughout; it provides an updated evidence base for the Local Plan and underpins future priorities for provision.
- 1.11. Having current strategies and strong supporting evidence (the Council's emerging Local Plan period is from 2023-2038), will secure the continued provision of the appropriate level of valuable community assets, to meet increasing population levels. The strategies will enable the Council to plan in the longer term, by ensuring the future provision of sustainable sport and leisure facilities across the area.
- 1.12. The purpose of this Built Facilities Study (BFS) Study is to:
 - Review the current supply and demand for indoor sports and recreation facilities in Newham.
 - Model the demand to assess the current and projected over/under supply of facilities using a recognised modelling technique that satisfies the requirements of Sport England e.g. Facilities Planning Model (FPM).
 - Provide conclusions and recommendations on policy and proposal development.
- 1.13. For planning purposes, part of the London Borough of Newham is currently covered by the Local Plan of the London Legacy Development Corporation (LLDC). London Borough of Newham will regain planning powers for this area in 2024 and therefore the facilities within the LLDC area are also subject to this review, this includes the London Aquatics Centre.

¹ Population projections for 2038 are from the GLA capacity-based projection scenario accessed on the London Datastore. Newham updated its Ward boundaries in 2022 but demographic data is not currently available for these revised Ward boundaries. As a consequence, provision calculations are not possible for the new Ward boundaries.

London Borough of Newham

Interim Built Leisure Needs Assessment 2022

- 1.14. The BFS Study covers the geographical area over which the London Borough of Newham has planning jurisdiction but references areas outside borough boundaries as appropriate e.g. the London Legacy Development Corporation (LLDC) which covers the Queen Elizabeth Olympic Park, the location of the London Aquatics Centre, which also serves the Borough.
- 1.15. The study also reflects the diversity of sport and recreational needs across the London Borough of Newham and provides a robust evidence base for the Local Plan from 2022 and beyond to 2038.
- 1.16. This Interim Built Leisure Facilities Needs Assessment is being developed to inform the Regulation 18 consultation for the Council's emerging Local Plan. This report will form part of a full Built Leisure Facilities Needs Assessment that will be completed in 2022-23. The Local Plan is used to shape, plan and manage growth, regeneration and development across the borough and will encompass a 15-year period from 2023 - 2038.

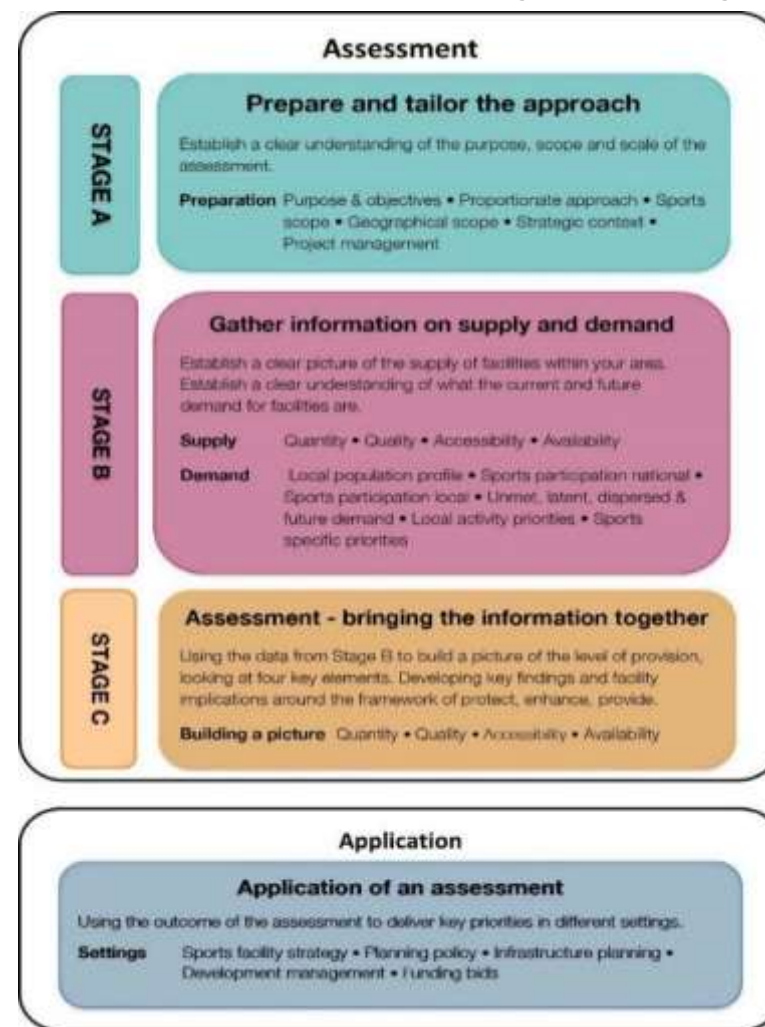
Our Approach

- 1.17. The BFS Study has been developed using the Sport England Assessing Needs and Opportunities guidance (ANOG), published in 2014. This is compliant with the NPPF.
- 1.18. The Evidence Base (essentially Stages A-C) – is based on the ANOG approach, as set out in Figure 1.

Sports and Geographical Scope

- 1.19. The scope of the work includes:
- Building on existing material to comprehensively audit all pre-defined sports facilities/facility networks across the London Borough of Newham;
 - Assessing the impact of forecast population growth on the future planning for sports facility provision within the London Borough of Newham;
 - Assessing the impact that sports facility provision in neighbouring Local Authorities has on future provision and planning for sports facility provision within the London Borough of Newham; and
 - Assess the impact of investing in existing and new facility stock across the London Borough of Newham in terms of economic, social and health outcomes.

Figure 1: ANOG Stages



London Borough of Newham

Interim Built Leisure Needs Assessment 2022

- 1.20. The scope of this BFS Study includes analysis of the following facility types across the London Borough of Newham, in line with the geographical area covered by the London Borough of Newham (including the area which falls in the London Legacy Development Corporation). Facilities owned by the public (including education), private and third sectors are included.
- 1.21. The project scope includes the following type of facilities:
- Swimming pools – indoor and outdoor;
 - Sports Halls and appropriate school and local community facilities;
 - Health and Fitness Facilities i.e. fitness suites and studios;
 - Indoor Bowls;
 - Gymnastics Facilities;
 - Activation of Open Space
 - Outdoor gyms / leisure provision in the borough's open spaces;

 - Water Leisure;
 - Leisure uses which utilise water;

 - Commercial/private gyms;
 - Boxing Clubs; and
 - Urban Street Sports (skating, skateboarding, BMX etc).

What has been undertaken to date?

The work undertaken to date includes:

- Review of local strategic planning and policy context (Appendix 1)
- Site visits to quality audit all identified indoor sites (access was not possible at some sites as documented in Appendix 2)
- Stakeholder consultation
- Online surveys to schools and sports clubs (surveys closed at end November 2022 for analysis)
- Initial assessment of facility supply and demand
- Identification of spatial requirements
- Commissioning of bespoke Facility Planning Model Runs (to be available in final report)
- Development of initial appendices

Work to be Completed

Work to be undertaken to develop the Final Assessment Report includes

- Analysis of Facility Planning Model (FPM) runs covering current and future provision
- Analysis of school and sports club survey feedback (surveys closed end November 2022)
- Feedback from stakeholder consultation (some remain to be completed)
- Assessment of all findings and identification of need - current and future facility provision (what, where)
- Options for addressing and delivering need – location, partnerships etc
- Conclusions and Recommendations
- Action Plan
- Completion of remaining appendices

This work cannot be completed without all survey analysis, the FPM runs and feedback from all stakeholders; these elements will complete the Evidence Base against which Stage D of the methodology can be applied.

2 Strategic Policy and Context

Introduction

National Level

- 2.1. There are a number of key national and local strategies and policies which inform and influence the development of this strategy. The majority of the National documents are summarised in Appendix 1, Sport and Physical Activity National Context, but the main ones are highlighted below. These National policies inform the approach to current and future provision of sports facilities, linked to health improvement, increased participation, and the appropriate levels of provision of facilities to meet local needs. From a planning perspective, the national agenda makes the link between national planning policy, a Local Plan and population growth at local level, and the need to plan for increased demands for infrastructure and provision, linked to Sport England's priorities of Protect, Enhance and Provide.

National Planning Policy Framework (NPPF) 2021

- 2.2. The National Planning Policy Framework (NPPF) sets out the government's planning policies for England. A revised version was published in July 2021 (replacing the previous February 2019 version). The NPPF provides guidance on the government's development aims. It sets out the government's vision for achieving healthy, inclusive and safe places.
- 2.3. The NPPF provides the framework that must be considered in the preparation of local plans and is a material consideration in determining planning decisions. The NPPF highlights the purpose of the planning system in terms of contributing to the achievement of "sustainable development", and defines the three dimensions of this – economic, social, and environmental – which are interdependent and need to be pursued in mutually supportive ways.
- 2.4. The NPPF requires that Local Planning Authorities (LPA) ensure that their Local Plans are based on up-to-date and relevant evidence. This should be adequate and proportionate, focused tightly on supporting and justifying the policies concerned, and take into account relevant market signals (NPPF, Para. 31).
- 2.5. The 2021 NPPF retains the broad policy approach of the previous version, albeit with a stronger emphasis upon housing delivery. The policy wording for sport and recreation is largely unchanged. Paragraph 98 of the NPPF states that planning policies should be based on robust and up-to-date assessments of the need for open space, sport and recreation facilities and opportunities for new provision.

London Borough of Newham

Interim Built Leisure Needs Assessment 2022

2.6. Paragraphs 98 and 99 outline the planning policies for the provision and protection of sport and recreation facilities:

“Access to a network of high quality open spaces and opportunities for sport and physical activity is important for the health and well-being of communities, and can deliver wider benefits for nature and support efforts to address climate change. Planning policies should be based on robust and up-to-date assessments of the need for open space, sport and recreation facilities (including quantitative or qualitative deficits or surpluses) and opportunities for new provision. Information gained from the assessments should be used to determine what open space, sport and recreational provision is needed, which plans should then seek to accommodate”.

2.7. Paragraph 99 of the NPPF specifies that:

Existing open space, sports and recreational buildings and land, including playing fields, should not be built on unless:

1. An assessment has been undertaken which has clearly shown the open space, buildings or land to be surplus to requirements; or
2. The loss resulting from the proposed development would be replaced by equivalent or better provision in terms of quantity and quality in a suitable location; or
3. The development is for alternative sports and recreational provision, the benefits of which clearly outweigh the loss of the current or former use.

2.8. The revised NPPF has increased emphasis in relation to health and wellbeing. For example, the increased importance of planning policies and decisions to aim to achieve healthy, inclusive, and safe places (para. 93 – in particular 93c) and NPPF para. 93a – planning positively for provision and use of community facilities (including sports venues) and 93b – consider local strategies to improve health, social and cultural wellbeing for all sections of the community.

2.9. Paragraph 23 of the NPPF states that strategic policies should provide a clear strategy for bringing sufficient land forward, at a sufficient rate, to address objectively assessed needs over the plan period. This should include planning for and allocating sufficient sites to deliver strategic priorities of the area.

London Borough of Newham

Interim Built Leisure Needs Assessment 2022

2.10. Chapter 8 of the NPPF is focused on the delivery of healthy and safe communities. Paragraph 92 seeks policies which:

‘...promote social interaction, including providing opportunities for meeting between people who might not otherwise come into contact with each other...’.

2.11. Paragraph 93 of the NPPF emphasises the need for Local Plans to deliver the social, recreational and cultural facilities and services a community needs. In doing so, policies should:

- plan positively for the provision and use of shared spaces, community facilities (such as local shops, meeting places, sports venues, open space, cultural buildings, public houses and places of worship) and other local services to enhance the sustainability of communities and residential environments;
- take into account and support the delivery of local strategies to improve health, social and cultural well-being for all sections of the community;
- guard against the unnecessary loss of valued facilities and services, particularly where this would reduce the community’s ability to meet its day-to-day needs;
- ensure that established shops, facilities and services are able to develop and modernise, and are retained for the benefit of the community; and ensure an integrated approach to considering the location of housing, economic

2.12. Sport England is a statutory consultee on all planning applications affecting playing fields used in the last 5 years, and a consultee on other applications: it looks to improve the quality, access, and management of sports facilities as well as investing in new facilities to meet unsatisfied demand. Sport England requires local authorities to have an up-to date assessment of sports facility needs and an associated strategy including a recommendation that the evidence base is regularly reviewed to keep it up to date and renewed at least every five years.

2.13. The key drivers for the production of this Built Facility Strategy as advocated by Sport England are to protect, enhance and provide sports facilities, as follows:

1. Protect:

- To provide evidence to inform policy and specifically to support site allocations and development management policies which will protect sports facilities and their use by the community, irrespective of ownership;

2. Provide:

- To ensure that sports facilities are effectively managed and maintained and that the best uses are made of existing resources – whether facilities, expertise and/or personnel to improve and enhance the existing provision – particularly in the light of pressure on local authority budgets; and

London Borough of Newham

Interim Built Leisure Needs Assessment 2022

3. Enhance:

- To provide evidence to help secure external funding for new facilities and enhancements (if on the infrastructure list) and Section 106 agreements. Sport England and the local authority can then use the strategies developed and the guidance provided in making key planning decisions regarding facility developments in the area.

A Strategy for Sport – Department for Culture, Media and Sport 2015

- 2.14. The Department for Culture, Media and Sport, following a consultation paper in 2015, launched the strategy 'Sporting Future: A new Strategy for an Active Nation' in 2016. The development of the strategy reflects a need to re-invigorate the nation's appetite for participation in sport following what appears to be a significant reduction in participation (highest profile being swimming), following the immediate upsurge after the 2012 London Olympics.
- 2.15. The sport strategy is targeting five outcomes against which each sports organisation, public or private sector, will be measured:
- Physical wellbeing;
 - Social and community development;
 - Economic development;
 - Mental wellbeing;
 - Individual development.
- 2.16. Government funding will go toward organisations which can best demonstrate that they will deliver some or all of the five outcomes.
- 2.17. The delivery of the outcomes will be through three broad outputs:
- More people from every background regularly and meaningfully taking part in sport and physical activity, volunteering and experiencing live sport;
 - A more productive, sustainable and responsible sports sector; and
 - Maximising international and domestic sporting success and the impact of major sporting events.

Health Strategies 2020

- 2.18. In July 2011 (updated January 2020) the four UK Chief Medical Officers (CMOs) published physical activity guidelines in a joint CMO report 'Start Active, Stay Active'² covering early years, children and young people, adults and older adults. These guidelines emphasise that physical activity does not refer in its entirety just to sport; it is wholly inclusive of all forms of activity for example play, gardening, and walking.

² Source: [UK Chief Medical Officers' Physical Activity Guidelines \(publishing.service.gov.uk\)](https://www.publishing.service.gov.uk/government/uploads/system/uploads/attachment_data/file/431222/physical-activity-guidelines-2011.pdf)

London Borough of Newham

Interim Built Leisure Needs Assessment 2022

- 2.19. This presents a huge challenge to educate and promote the benefits of leading an active lifestyle which can improve our mental and physical wellbeing, confidence, interpersonal skills, and sense of achievement. Early experiences often shape feelings, which can discourage activity, resulting in little or no interest to participate at any stage in life.
- 2.20. In the London Borough of Newham it is important that we promote to individuals and communities opportunities to be physically active, creating awareness of these benefits.
- 2.21. **Public Health England's Everybody Active Every Day (EAED 2014) (and the review of the implementation of this strategy, March 2018 and August 2021)**³ sets out the context in which long term health conditions associated with inactivity such as diabetes and cardiovascular disease contribute not only to NHS costs, but cause a greater dependency on homes, residential and nursing care. The framework centres around 3 agendas:
- Making physical activity the social norm;
 - Making environments accessible for all; and
 - Making physical activity inclusive for everyone.
- 2.22. It recommends action in 4 areas:
1. **Creating a social movement towards an active society**, this message is that being active should not be a choice, needs to be a linking thread that unites the public sector with the voice of charities, local residents, and community leaders. It is a message that should be woven into the policies, commissioning and planning decisions made every day across the country.
 2. **Activating a network of moving professionals**, this is about encouraging and supporting the hundreds of thousands of professionals and volunteers who work directly with the public every day to do what's best to make physical activity the social norm.
 3. **Creating the right spaces in active environments**, shaping the built and natural environment so that being active becomes the preferred choice.
 4. **Scaling up working interventions that make us active**, understanding what works using evidence based approaches and such interventions to achieve large impact.

³ Source: [Everybody active, every day: framework for physical activity - gov.uk \(www.gov.uk\)](https://www.gov.uk/government/uploads/system/uploads/attachment_data/file/612123/everybody_active_every_day_framework_for_physical_activity_-_gov_uk.pdf)

Benefits of regular physical activity ⁴

Figure 2: Benefits of regular physical activity



⁴ Public Health England's Everybody Active Every Day (EAED 2014)

London Borough of Newham

Interim Built Leisure Needs Assessment 2022

2.23. The 2018 and 2021 review of the Public Health England Strategy recognised these specific challenges:

1. Tackling inequalities;
2. Creating an active society; and
3. Creating active environment.

It is also important to highlight that there are other barriers to being physically active, over and above early years' experience.

Sport England Strategy – 'Uniting the Movement' 2021

2.24. Sport England's vision is that everyone in England feels able to take part in sport or physical activity, regardless of age, background, or ability. **Sport England has three key objectives in the new 10 year strategy:**

1. Advocating for Movement, Sport and Physical Activity.
2. Joining Forces on Five Big Issues.
3. Creating the Catalysts for Change

2.25. The '**Five Big Issues**' are defined as:

1. **Recover and Reinvent**
 - Recovering from the biggest crisis in a generation and reinventing as a vibrant, relevant and sustainable network of organisations providing sport and physical activity opportunities that meet the needs of different people.
2. **Connecting Communities**
 - Focusing on sport and physical activity's ability to make better places to live and bring people together.
3. **Positive Experiences for Children and Young People**
 - An unrelenting focus on positive experiences for all children and young people as the foundations for a long and healthy life.
4. **Connecting with Health and Wellbeing**
 - Strengthening the connections between sport, physical activity, health and wellbeing, so more people can feel the benefits of, and advocate for, an active life.
5. **Active Environments**
 - Creating and protecting the places and spaces that make it easier for people to be active.

3 Local Strategic Context

Policy Context

The London Plan 2021

- 3.1. The London Plan 2021 is the Spatial Development Strategy for Greater London. It sets out a framework for how London will develop over the next 20-25 years and the Mayor's vision for Good Growth.
1. Good Growth - growth that is socially and economically inclusive and environmentally sustainable – underpins the whole of the London Plan and each policy. It is the way in which sustainable development in London is to be achieved.
 2. The London Plan considers growth on the basis of its potential to improve the health and quality of life of all Londoners, to reduce inequalities and to make the city a better place to live, work and visit. It uses the opportunities of a rapidly-growing city to plan for a better future, using each planning decision to improve London, transforming the city over time. It plans not just for growth, but for Good Growth – sustainable growth that works for everyone using London's strengths to overcome its weaknesses.
 3. To ensure that London's growth is Good Growth, each of the policy areas in the London Plan (2021) is informed by six Good Growth objectives:
 - GG1 Building strong and inclusive communities
 - GG2 Making the best use of land
 - GG3 Creating a healthy city
 - GG4 Delivering the homes Londoners need
 - GG5 Growing a good economy
 - GG6 Increasing efficiency and resilience
- 3.2. Chapter 5 of the London Plan (2021) is dedicated to social infrastructure and includes Policy S1 – Developing London's Social Infrastructure. The policy requires Local Plans to identify sites for future health, social care, education, sport and recreation facilities, as justified by the relevant needs assessment. The London Plan seeks:
- The social infrastructure needs of London's diverse communities to be met, informed by a needs assessment of social infrastructure, existing health and social care facilities. Local Plans should identify sites for future health, social care, education, sport and recreation facilities, as justified by the relevant needs assessment.
 - New facilities to be easily accessible by public transport, cycling and walking and should be encouraged in high streets and town centres.
 - Shared and co-location of facilities should be encouraged

London Borough of Newham

Interim Built Leisure Needs Assessment 2022

- Opportunities to make better use of existing sites and proposed new social infrastructure, through integration, co-location or reconfiguration of services, and facilitate the release of surplus buildings and land for other uses.

3.3. Policy S5: Sports and recreation facilities sets out the importance of London's playing pitches and the significant role that these uses play in ensuring that Londoners thrive. It reiterates the NPPF requirement for Local Plan's to be informed by a needs assessment for sports and recreation facilities and the need to secure sites for a range of sports and recreation facilities. (Source: the London Plan 2021)

Sub-Regional

3.4. The LLDC Local Plan (2020) sets out the development framework for the Olympic Legacy Opportunity Area, of which 65% is in the London Borough of Newham. The plan was informed by a Characterisation Study (2018) focusing on four sub-areas, of which the following are part of Newham:

- Sub area 2: North Stratford and Eton
- Sub area 3: Central Stratford and Southern Queen Elizabeth Olympic Park
- Most of sub area 4: Pudding Mill, Sugar House Lane and Mill Meads

Towards a Better Newham (2020)

3.5. Towards Better Newham sets a response to the challenge of the Covid-19 pandemic. This response is focussed upon two distinct stages of activity: recovery and reorientation. The strategy focuses on 8 pillars:

- Pillar 1 - Our measures of success will be the health, happiness and wellbeing of our residents, rather than growth, productivity and land value
- Pillar 2 - The Council will ensure every resident under 25 is safe, happy and cared for, with positive activity to ensure their long-term wellbeing
- Pillar 3 - The Council will take action to ensure all residents are supported and enabled to access work and other opportunities in the new economy
- Pillar 4 - The Council will make sure our residents are healthy, happy, safe and cared for to enable them to thrive during times of recession and in the new economy
- Pillar 5 - The Council will enable every resident to live in an accessible and inclusive neighbourhood which will provide all their social, civic and economic essentials
- Pillar 6 - We will become London's greenest local economy
- Pillar 7 - The Council will deliver genuinely high quality and affordable homes for Newham
- Pillar 8 - The Council will only welcome investment that secures a fair deal and a fairer economy for Newham (Source: Towards a Better Newham 2020)

LB Newham Corporate Plan - Building a Fairer Newham 2022-2026 (2022)

- 3.6. Building a Fairer Newham (2022) is the Council's main corporate strategy, it takes forward the achievements of the past four years of work by the Council with a clear purpose to serve the people of Newham. Building a Fairer Newham (2022) outlines actions and desired outcomes across all the Council's priorities, and it is now tasked with delivering. The strategy seeks the delivery of the following objectives:
- 1. A healthier Newham and ageing well**
 - The importance of physical and mental health and well-being will be recognised, to ensure we reduce health inequalities through a health integrated approach to planning.
 - Healthy lifestyles will be promoted through the creation of healthy environments with clean air, no food deserts and no food swamps.
 - We will measure the health, happiness and wellbeing of our residents to monitor the success of developments and the Local Plan.
 - 2. An inclusive economy to support people in these hard times**
 - All residents will have access to local job opportunities, education, training and skill development.
 - Our local economy will be supported through improving the quantity, range and affordability of employment space.
 - We will support the delivery of the Capital's first London Living Wage neighbourhood.
 - Access to employment through sustainable transport infrastructure and active travel will be improved.
 - Business and residents will have access to the utilities and digital infrastructure required to function in the new economy.
 - We will create a greener and cleaner future in Newham to tackle the Climate Emergency through creating zero carbon, climate resilient neighbourhoods.
 - 3. People-friendly neighbourhoods with green and clean streets**
 - We will create well-designed, clean, 15-minute neighbourhoods which encourage physical activity, active travel and reduced car use resulting in greener streets and public spaces.
 - Provision of, and access to, high streets, community facilities, open space, will be increased through the delivery of 15-minute neighbourhoods.
 - Zero-carbon development will be delivered alongside, retrofitting existing buildings and building climate resilient neighbourhoods, to support tackling the climate emergency.
 - We will ensure our unique and diverse heritage is protected and celebrated requiring new development to be well-designed and that old and new buildings are well integrated.
 - 4. Safer Newham where no-one feels at risk of harm**
 - Crime and fear of crime will be reduced and safe spaces and streets will be created through the implementation of secured by design and activation principles.

London Borough of Newham

Interim Built Leisure Needs Assessment 2022

5. Homes for residents

- We will deliver sufficient homes to meet the diverse needs of our population and offer improved quality of housing and a range of specialist housing options to provide care choices, greater independence and support.
- Housing quality across the borough will be improved.
- Delivery of family and affordable homes will be prioritised, to meet our most pressing needs.
- Housing design will recognise, celebrate and function well for Newham's diverse communities.

6. Supporting young people to have the best start in life and reach their potential

- Our public spaces, play spaces and social infrastructure will create high quality, safe, fun and welcoming spaces for all young people.
- We will protect existing and deliver new, and improved access to, education and childcare provision.
- Skills and career development will be provided to support young people's long term employment prospects in growth sectors.

7. People powered Newham and widening participation in the life of the borough and the work that the Council does

- We will create a more equal and affordable borough which reduces poverty and increases civic participation and inclusive opportunities for all.
- We will ensure there is sufficient physical, social, civic and digital infrastructure as part of inclusive growth and meets the needs of existing and future communities in Newham.
- Co-design principles will be embedded in delivering new development.
- Access to high streets, community facilities (to enable support networks), and open space, will be improved through delivery of 15-minute neighbourhoods to create happier communities.
- New development will improve social integration.
- Cultural events, spaces and businesses will be supported.

3.7. Building a Fairer Newham takes forward the achievements of the past four years of work by the Council with a clear purpose to serve the people of Newham. The Corporate Plan outlines actions and desired outcomes across all the Council's priorities, it is now tasked with delivering.

3.8. The plan is based around a set of key principles:

- Responding to the climate emergency through tangible actions; and preventative approaches that elevate the health, well-being, and happiness of our residents, as well as their safety
- Delivering an inclusive economy agenda anchored by a commitment to Community Wealth Building so that inequality, poverty, and racial disproportionality can be tackled, alongside the housing crisis
- Investing in our children and young people so that Newham is the best place for them to thrive and flourish
- Wanting the best for our communities so that they can live in safe and clean neighbourhoods
- Involving residents in decision-making as part of our people-power agenda of participatory democracy

London Borough of Newham

Interim Built Leisure Needs Assessment 2022

- Transforming the Council so that it is fit-for purpose for the 21st Century and able to deliver optimal services for our residents within the framework of good governance and transparency

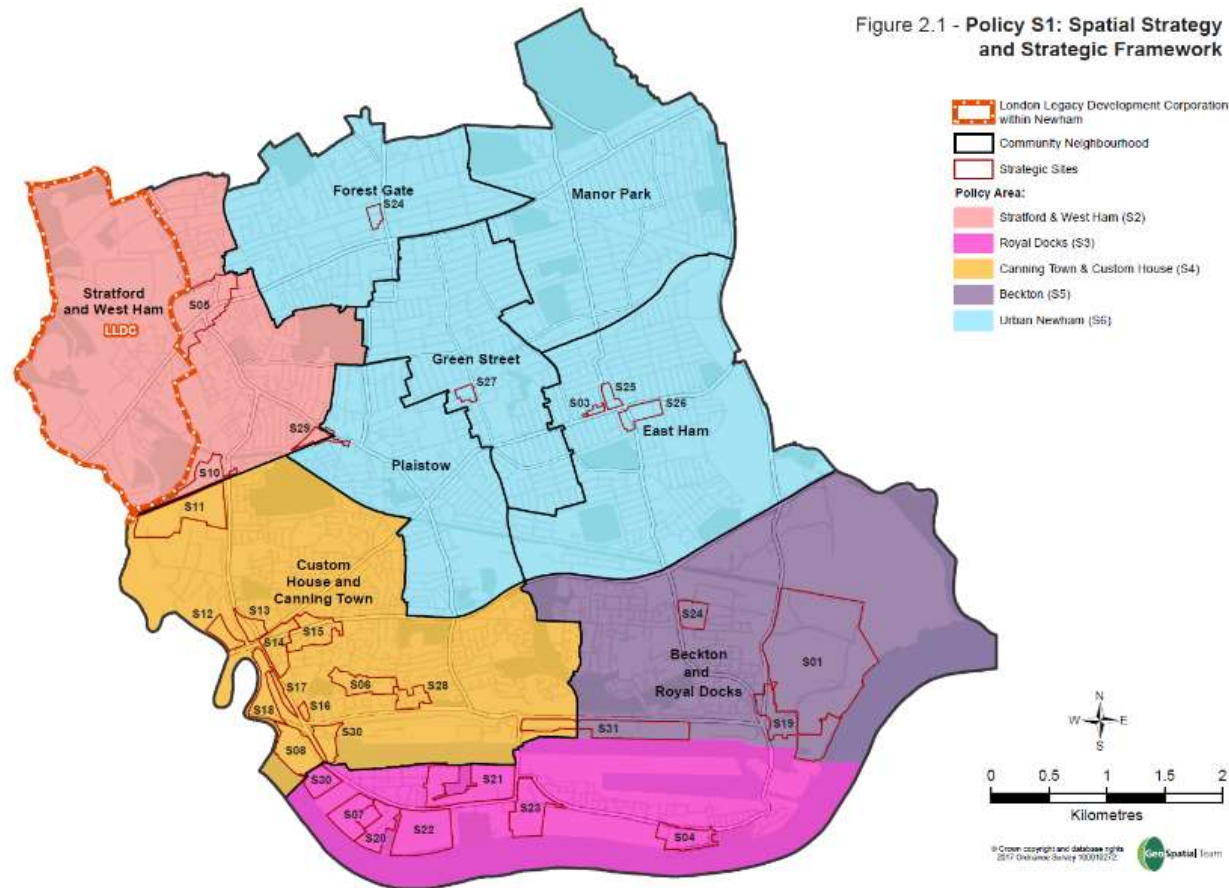
The Local Plan 2018

- 3.9. The new Local Plan will address the challenges Newham faces and will help to deliver an ambitious programme for the borough: delivering affordable housing, tackling the climate emergency, building an inclusive economy, creating 15-minute neighbourhoods, making a borough which builds on the potential of its young people and which places the happiness and wellbeing of residents at its centre.
- 3.10. The London Legacy Development Corporation (LLDC) is due to transfer planning powers back to the 4 boroughs by 2024. Close cooperation and discussion is ongoing to facilitate the review of the boroughs' Local Plans in order to incorporate their parts of the LLDC area at the date of transition of planning powers or as soon as practical afterwards.
- 3.11. Newham's Wards are grouped into eight Community Neighbourhood Areas (CNAs) as shown in the 2018 Local Plan map extract overleaf (Map 2).

London Borough of Newham

Interim Built Leisure Needs Assessment 2022

Map 2: Newham's Community Neighbourhoods and their respective Local Plan policy areas



- 3.12. To inform the Local Plan review Newham has commissioned a Characterisation Study. Map 3 below shows the proposed 16 neighbourhoods which have been identified through this work. The updated BFS should speak to these neighbourhoods in its final analysis.
- 3.13. The Local Plan sub-divides the borough into 16 distinct neighbourhoods, providing the ability to shape growth at a more local and detailed scale. These neighbourhoods have been identified through the Newham Characterisation Study (2022) and informed by public engagement which took place in autumn 2021.

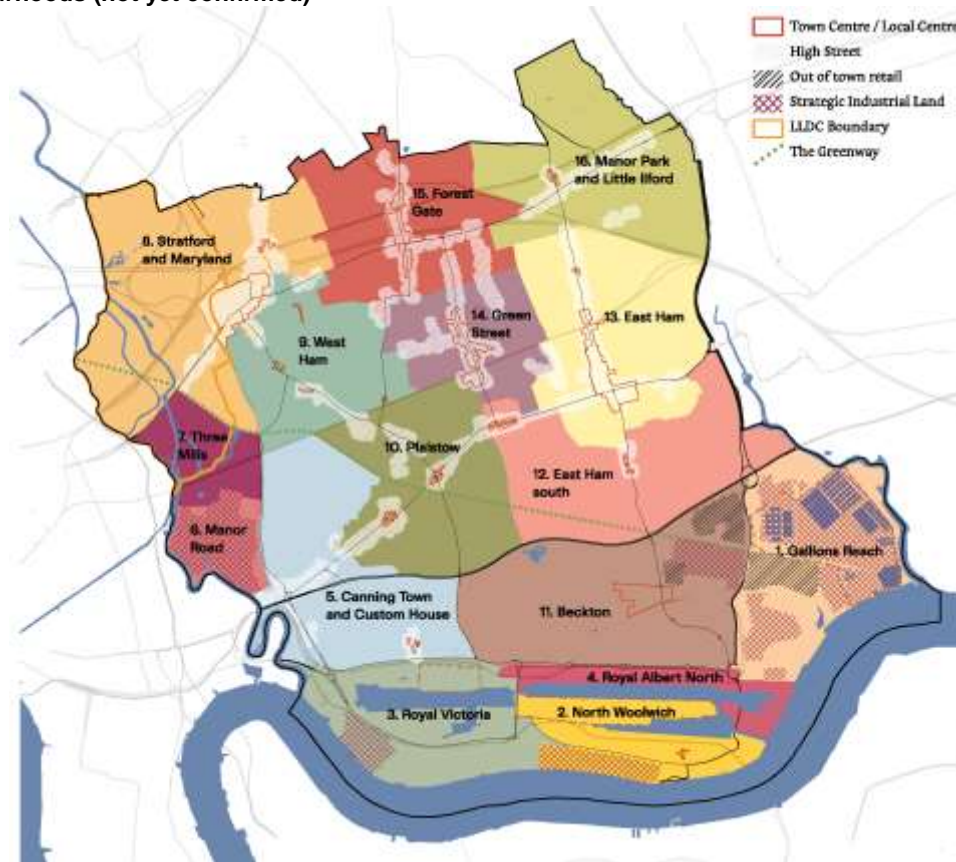
London Borough of Newham

Interim Built Leisure Needs Assessment 2022

3.14. The proposed boundaries of the neighbourhoods were identified through an analysis of the different ways the borough can be sub-divided, including administrative boundaries, planning designations and character and function. The proposed boundaries were then shaped by public engagement and feedback from residents, businesses and local organisations on what they perceive to be their neighbourhood, what is important to them and what they like and don't like.

3.15. The proposed neighbourhoods are shown on Map 3:

Map 3: Proposed Newham Neighbourhoods (not yet confirmed)



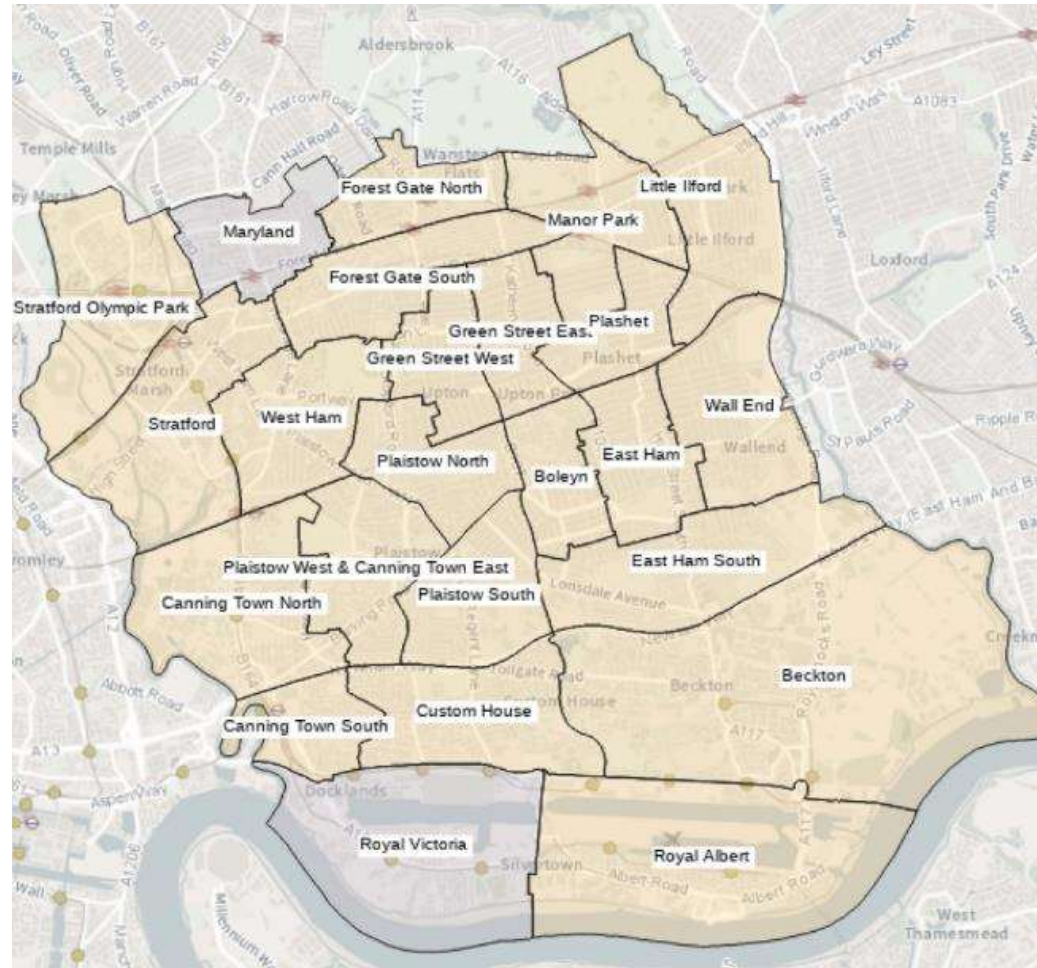
3.16. Following years of significant population growth in parts of the borough, the Local Government Boundary Commission has undertaken a public review of the borough's Ward boundaries, with the new ward boundaries now effective following local elections in 2022.

London Borough of Newham

Interim Built Leisure Needs Assessment 2022

3.17. These provide another point for understanding the variety of neighbourhoods which make up the borough. Though it should be noted that this report assesses the level of provision of sporting facilities across Newham to Ward level, using 2020-based population projection developed by GLA City Intelligence for Newham's pre-2022 Ward boundaries (the Identified Capacity Scenario). Demographic data is not currently available for the 2022 Ward boundaries. As a consequence, provision calculations are not possible for the new Ward boundaries. Calculations can be repeated when demographic data becomes available.

Map 4: Newham's Wards (post 2022)



London Borough of Newham

Interim Built Leisure Needs Assessment 2022

The Local Plan Issues and Options Local Plan consultation (18 October - 17 December 2021) drew out key themes it would like to explore, in relation to community facilities, though the review of the Local Plan, and are set out below:

- **15 minute neighbourhood approach:** Pillar 5 of Newham’s COVID-19 Recovery Strategy (2020)⁵ sets out that the Council will enable every resident to live in an accessible and inclusive neighbourhood which will provide all their social, civic and economic essentials. The design, characteristics and detail of our 15-minute neighbourhoods will be informed by resident engagement through Newham’s emerging Characterisation Study.
- **Healthier lives for all:** The Local Plan refresh provides an opportunity to support the delivery of ‘50 Steps’, Newham’s Health and Wellbeing Strategy (2020)⁶. The Strategy sets out a commitment to:
 - Young people – healthy and ready for adult life (P1 and 2)
 - Supporting all residents around the determinants of their health (P3)
 - Creating a healthy urban environment that supports active travel and improves air quality (P7)
 - Supporting Newham’s communities to be better connected (P9)
- **Addressing loneliness:** People who felt most lonely prior to COVID-19 in the UK now have even higher levels of loneliness. Community facilities offer the opportunity to socialise and build connections. Sports clubs and other community facilities play an important role in creating stronger communities.
- **Social integration:** The important role which social infrastructure plays in breaking down the barriers of class, ethnicity and religion that can sometimes separate us is being increasingly recognised. We can better plan for, design and manage social infrastructure to help facilitate social interaction. Co-location of services in new civic hubs is a common model across London. Bringing together unlikely activities in the same space can facilitate social integration between people who may not have otherwise met.
- **Protecting and increasing social value:** Social infrastructure are shared resources within which experiences and social value are created. We want to protect this social value, by better understanding and acknowledging the importance of existing local assets and providing new social infrastructure that address gaps in provision, to ensure existing communities benefit from development.
- **Importance of co-design – engaging local organisations and community groups in the design and governance of facilities:** Co-design is particularly important in areas undergoing significant levels of change. The design of social infrastructure can benefit from the involvement of operators, community groups, residents and workers.

⁵ Towards a Better Newham: COVID-19 Recovery Strategy (2020): <https://www.newham.gov.uk/downloads/file/3035/towards-a-better-newham-strategy>

⁶ Well Newham 50 Steps to a Healthier Borough (2020). Part 1: <https://www.newham.gov.uk/downloads/file/3035/towards-a-better-newham-strategy> Part 2: The Evidence for Action: <https://www.newham.gov.uk/downloads/file/2554/50-steps-evidence-base-final>

London Borough of Newham

Interim Built Leisure Needs Assessment 2022

- **Spaces and places for children and young people:** The GLA's Making London Child-Friendly 2020⁷ report stresses the importance of ensuring that young people's needs are taken into account. This is important for helping Newham's young people reach their potential, particularly in Newham's Year of the Young Person. We need to think about how the built environment impacts on how young people develop and behave. It is important for them to be independently mobile with safe access to play and informal recreation. Spaces away from home and school, such as leisure and recreation facilities and other forms of social infrastructure provide an important space for social interactions to occur.

Newham emerging Corporate Strategy and Planning Evidence

- 3.18. The concept of the 15-minute neighbourhood and what it means for a London borough and specifically for Newham is explored in the borough's Characterisation Study. The Characterisation Study delivers a detailed spatial and socio-economic understanding of the location and characteristics of each of Newham's neighbourhoods, and how these neighbourhoods overlap and inter-relate to each other (and across Borough boundaries). Under the principles of 15-minute neighbourhoods and drawing from the outputs above, the Characterisation Study will identify the neighbourhoods which make up people's lived experience of Newham. It will also seek to understand the potential for change in the character of the neighbourhoods and the borough evolves.

Well Newham 50 Steps to a Healthier Borough - Health and Wellbeing Strategy 2020-2023

- 3.19. In 2020, Newham Health and Wellbeing Board published its Health and Wellbeing Strategy, Well Newham - 50 Steps to a Healthier Borough. The strategy aims to improve health and reduce health inequalities through putting health at the heart of all policies. It sets a series of priorities including:
- Priority 1: Enabling the best start through pregnancy and early years
 - Priority 2: Supporting our young people to be healthy and ready for adult life
 - Priority 3: Supporting people around the determinants of their health
 - Priority 4: Developing high quality inclusive services, ensuring equity and reducing variation
 - Priority 5: Meeting the needs of those most vulnerable to the worst health outcomes
 - Priority 6: Creating a healthier food environment
 - Priority 7: Supporting active travel and improved air quality
 - Priority 8: Creating an active borough
 - Priority 9: Supporting a Newham of communities where people are better connected and supported
 - Priority 10: Working towards a smoke free Newham
 - Priority 11: Building a borough of health promoting housing
 - Priority 12: Building an inclusive economy and tackling poverty

⁷ GLA Making London Child-Friendly (2020): https://www.london.gov.uk/sites/default/files/ggbd_making_london_child-friendly.pdf

London Borough of Newham

Interim Built Leisure Needs Assessment 2022

3.20. The 50 Steps seeks to address health inequalities across all its priorities. Some examples of health inequalities in Newham include:

- Patterns of disease show marked differences across different population groups. For example, levels of diabetes and heart disease are particularly high in some communities, such as Asian groups, particularly in the northeast of the borough. Respiratory disease and cancer are more prevalent in the south west of Newham.
- Childhood vaccination rates remain too low to fully protect many of Newham’s communities.
- Eight in 100 deaths are attributable to air pollution, which is the highest (worst) level in London.

Newham Sparks 2021 and 2022

3.21. Launched in September 2021 by the Mayor of Newham, Newham Sparks is the Council’s ambition to become a catalyst – and London’s destination – for innovators and investors in the growing data sector. The Council plans to unlock the value of data and digital in everything they; from keeping streets clean, managing refuse collections, promoting sustainable transport and improving the air residents breathe.

3.22. This ambition is underpinned by a research project with University College London’s Institute for Global Prosperity – on quantifying the scale of the digital economy and its potential for Newham and across London and the UK. This report predicts five key areas for the London Borough of Newham in the data sector:

- Data Citizenship: Give residents the tools and skills they need to understand the value of data for doing public good;
- Spark Centres: Start “incubators” enabling digital innovation and entrepreneurship alongside shared services like libraries and community kitchens;
- Spark ID: Lead an initiative to establish a London-wide digital identity system;
- Data Exchanges: Convene partners across London to consolidate and standardise the collection and sharing of data without compromising the privacy and freedom of residents;
- Digital Dependencies: Establish a network of “Universal Basic Services” to enable the Data Sector, tackling the barriers to its development.

We are Cultural; We are Newham - Building Newham’s Creative Future 2022

3.23. The development of this strategy aims to put people front and centre of creative and cultural participation and the creative economy. It recognises the strength of the existing creative community and how this talent nurtures and showcases Newham’s cultural diversity and heritage.

3.24. The strategy’s key priorities are:

- Culture for Life
- Powerful partnerships
- Loud and Proud

London Borough of Newham

Interim Built Leisure Needs Assessment 2022

- Culture-First Spaces
- Pro-Active Mindset

- 3.25. These all contribute to supporting Building a Better Newham's ambitions for greater happiness, health and well-being.
- 3.26. Building Newham's Creative Future the Council will drive inclusivity and hope this will translate to greater engagement and participation in culture. Engaging in creativity and culture can be wholly enriching and it is important that everyone feels the health and wellbeing benefits of this.
- 3.27. The Council has adopted a [Community Wealth Building](#) (CWB) agenda underpinned by the principles of economic, social and environmental justice. Its aim is that the benefits of growth in the borough are shared locally, fairly and democratically, leading to long-term prosperity, wellbeing and fairness for all of Newham's residents and a robust response to the Climate Emergency.
- 3.28. In 2019, the Council declared a [Climate Emergency](#) and has since set a raft of environmental measures, including:
- A [Climate Emergency Action Plan](#) (2020)
 - An [Air Quality Action Plan](#) (2019)
 - Running A Citizen Assembly (2020) and a series of Youth Assembly events (2019 and 2021)
 - Introducing Healthy School Streets and Low Traffic Neighbourhood schemes
- 3.29. Newham's [Social Integration Strategy](#) was published in 2020, and looks at ways of celebrating the borough's diverse community by adopting a framework of social integration based on four inter-related key principles:
- Relationships: that promote shared experiences, building networks and quality interactions between groups, building understanding and trust
 - Participation: that encourages residents to be active in civil society through volunteering and democratic participation
 - Equality: for residents by overcoming barriers and challenges to work, support with ESOL and other skills
 - Evidence: to measure and evaluate the impact of social integration in Newham

Children and Young Persons Charter (2022)

- 3.30. The Charter has been created to frame the way in which young people in Newham wish to be supported. The content, format, appearance and all aspects of the Charter have been defined by young people across the borough.

London Borough of Newham

Interim Built Leisure Needs Assessment 2022

3.31. The Charter plays a number of roles:

- It amplifies young people's voices, priorities and rights
- It ensures all stakeholders involved are listening to and supporting the needs of Newham's young people
- Through the Charter the LB Newham champion and advocate for children and young people in Newham, reinforcing the message that this is 'Everybody's Business'.
- It demonstrates commitment to children and young people and provides a platform for them to hold the LB Newham to account

Tackling Racism, Inequality and Disproportionality (TRID) (2021)

3.32. Our Tackling Racism, Inequality & Disproportionality programme has four pillars – each with its own pledges to the people who live and work in Newham, summarised below:

- **Newham as an Employer**
 - **Pledge One:** To improve workforce diversity and delivery, we will do everything we can to ensure that in all recruitment there is a Black, Asian or minority ethnic candidate suitable to be shortlisted
 - **Pledge Two:** To ensure people are fairly rewarded for their work and have the opportunity to develop, we'll tackle any evidenced ethnicity pay-gap at Newham Council and do more to promote Black, Asian or minority ethnic talent to senior levels
 - **Pledge Three:** To have a representative and inclusive workforce, we will enable our staff to live our values – Honesty, Equality, Ambition, Respect, Together – and take action to protect them against unconscious bias
- **Newham as a Beacon of Social Change**
 - **Pledge One:** We will ensure all new road names and planning changes recognise our history and diversity so residents don't feel alienated.
 - **Pledge Two:** We'll reclaim the rich, important and diverse history in our local heritage so, increasingly, people feel proud to live in Newham
 - **Pledge Three:** We will not tolerate any form of racism, Islamophobia, anti-Semitism or hate-speech, whether direct, indirect or online, working with partners to eradicate it and challenge anyone who practises it, so our residents feel safe
- **Newham as the Best Place for Children & Young People**
 - **Pledge One:** We will take action to inspire every child in Newham so they all have hopes, opportunities and aspirations for the future
 - **Pledge Two:** We'll invest in a Youth Endowment Fund to help promote opportunity for children and young people including from Black, Asian or minority ethnic backgrounds so they have a fairer chance in life
 - **Pledge Three:** We will make sure young people in Newham are safe, and know there are opportunities in the borough for them to develop and to contribute to their communities

London Borough of Newham

Interim Built Leisure Needs Assessment 2022

- **Newham as Deliverer and Commissioner of Services**
 - **Pledge One:** In all our procurement and commissioning, we will encourage small and medium-sized firms and organisations to work with Newham Council to develop a more mixed economy of provision, better tailored to local needs
 - **Pledge Two:** We will require all Council services, whether directly run or externally provided, to act inclusively and give support that recognises Newham’s diversity
 - **Pledge Three:** We will use our commissioning influence and strategic partnerships to encourage good equalities practice across Newham to ensure people, regardless of ethnicity and personal characteristics, feel confident accessing and benefiting from our services.

Demographics

3.33. The population of Newham is projected to increase by just over 27% between 2022 and 2038 (from 359,093 to 456,462).

Newham population by Ward

3.34. Growth will be concentrated in 5 Wards that will experience population increase that are multiples of the mean growth.

Table 1: Newham - major growth Wards 2022-38: mean growth 27.12%

Ward	Population 2022	Population 2038	Percentage increase
Beckton	17,669	37,651	113.09
Stratford and New Town	42,048	80,788	92.13
Royal Docks	19,438	34,712	78.58
Canning Town North	19,022	30,657	61.17
Canning Town South	22,586	31,880	41.15

3.35. By contrast, populations will decrease in 10 Wards.

Table 2: Newham - Wards with contracting populations 2022-38

Ward	Population 2022	Population 2038	Percentage increase
Green Street East	16,030	14,795	-7.70
East Ham North	14,277	13,278	-7.00

London Borough of Newham

Interim Built Leisure Needs Assessment 2022

Ward	Population 2022	Population 2038	Percentage increase
Forest Green North	15,846	14,958	-5.60
East Ham South	16,515	15,676	-5.08
Plaistow North	15,684	15,037	-4.13
Manor Park	14,926	14,349	-3.87
Plaistow South	17,587	17,114	-2.53
Green Street West	14,530	14,309	-1.52
Wall End	14,717	14,195	-1.24
Little Ilford	17,115	17,026	-0.52

3.36. By 2038 there here will be fewer people under 20 living in the borough but more people in the 61-80 age bracket.

Table 3: Population of Newham by age decile - 2022

Decile	Total Population	Percentage of total population
0-20	99,046	27
21-40	139,357	37
41-60	90,154	24
61-80	38,257	10
81-90	6,925	2
Total	359,093	100

London Borough of Newham

Interim Built Leisure Needs Assessment 2022

Newham population by ethnicity

3.37. Newham has an extremely diverse population. 65% of the population of Newham is made up of five specific ethnicities (highlighted in bold):

Table 4: Newham population by ethnicity 2022

Ethnic Groups	Percentage population by ethnicity
White British	13.00
White Irish	0.79
Other white	13.99
White and Black Caribbean	1.11
White and Black African	1.10
White and Asian	1.17
Other mixed	1.71
Indian	14.77
Pakistani	9.66
Bangladeshi	12.38
Chinese	1.70
Other Asian	6.66
Black African	11.13
Black Caribbean	3.97
Other Black	2.63
Arab	1.33
Other ethnic group	2.91
Total	100

London Borough of Newham

Interim Built Leisure Needs Assessment 2022

Deprivation

- 3.38. Deprivation is measured in a number of ways. In the 2011 Census, households were assessed using four dimensions of deprivation: employment, education, health and disability, and housing. Households were classified as being deprived in zero to four of these dimensions in any combination. Newham had the lowest proportion of households in England and Wales not deprived in any of the four dimensions. Given the percentage of households experiencing at least one form of deprivation the borough ranks third in the UK; it is amongst the 10th most deprived UK boroughs in terms of other deprivation indices.
- 3.39. Another way of measuring deprivation is by using the Index of Multiple Deprivation (IMD). There are four main IMD measures through which local authorities may be ranked; average rank, average score, proportion of lower layer super output areas (LSOAs) in the most deprived 10% nationally, and amongst the most deprived nationally. Under every measure, Newham became relatively less deprived between 2015 and 2019. However, IMD rankings are relative measures, which do not preclude the possibility that Newham may have become more deprived overall despite becoming less deprived by comparison with other local authority areas.

Table 5: Newham IMD Rankings

Measure	2015	2019
IMD rank of average rank	8	12
IMD rank of average score	23	43
IMD rank of proportion of LSOAs in most deprived 10%	103	154
IMD rank of extent	25	67

Other Key Demographics

Table 6: Other key demographic information ⁸

Demographic	
Poverty	49% of households are classified as living in poverty and 52% of children grow up in low income households.
Housing	Average median house price in Newham was £415,000 as of December 2020. Average private rents have increased by approximately 40% between 2014 and 2019.

⁸ Source: JSNA; LB Newham Local Plan; LB Newham Infographics; Public Health Fingertips

London Borough of Newham

Interim Built Leisure Needs Assessment 2022

Demographic	
Health	Newham has the highest death rate attributable to air pollution in England.
Crime	56% of residents fear crime and antisocial behaviour in their neighbourhood.
Mode of Travel	Newham has a public transport mode share of approximately 41%, almost 6% higher than the inner London average. Cycling modal share in Newham is poor, at around 2 – 3%. Newham has the 4 th lowest car ownership rate per head in the UK.
Employment	31.5% of residents who are employed never worked from home in 2020 (compared to 47.7% on average in London)

- Overall, Newham is the 3rd most deprived borough in London. Life expectancy for residents is lower than for London
- Common mental health disorders are more prevalent in Newham residents than compared to London, although long term mental health disorders appear to have improved relative to those of London.
- Physical activity levels are the lowest of all the London boroughs
- Levels of healthy eating and child and adult excess weight are worse than for London.

Current Participation Rates – Physical Activity (Active Lives November 2020-November 2021)

Physical activity - adults

Table 7: Percentage of physically active adults 19+ years. (Physically active is defined here as doing at least 150 minutes of physical activity per week).⁹

The London Borough of Newham	London	England
56.0%	62.4%	61.4%

Table 8: Percentage of fairly physically active adults 19+ years. (Fairly active here is defined here as doing at least 30-149 minutes of physical activity per week.)¹⁰

The London Borough of Newham	London	England
------------------------------	--------	---------

⁹ Active Lives November 2020 –November 2021

¹⁰ Active Lives November 2020 –November 2021

London Borough of Newham

Interim Built Leisure Needs Assessment 2022

11.5%	11.2%	11.5%
-------	-------	-------

Table 9: Percentage of physically inactive adults 19+ years (Inactive here is defined here as doing less than 30 minutes of physical activity per week.)¹¹

The London Borough of Newham	London	England
32.5%	26.4%	27.2%

3.40. Physical activity levels for adults in the London Borough of Newham¹²:

- 32.5% of adults in the London Borough of Newham do less than 30 minutes of physical activity a week. This is worse than the London region (26.4%) and England (27.2%). The percentage is worse for men (35.9%) than for women (28.4%) in Newham.
- 11.5% of London Borough Newham residents participate in at least 30 – 149 minutes of physical activity compared to the England average (11.5%).
- 56% of adults in the London Borough of Newham participate in at least 150 minutes of physical activity a week (compared to the London region (62.4%) and England average (61.4%). The percentage is higher for women (58%) than for men (54.4%) in Newham.
- The above statistics present a worrying trend of poor levels of physical activity amongst the adult population in the borough. Levels of physical activity also appear to be worse amongst men compared to women in the borough.

Physical activity – children and young people¹³

Table 10: Percentage of physically active children and young people, school years 1-11. (Physically active is defined here as doing more than 60 mins of physical activity per day).¹⁴

The London Borough of Newham	London	England
31.4%	44.4%	44.6%

Table 11: Percentage of fairly physically active children and young people, school years 1-11 (Fairly active here is defined here as doing at least 30-59 minutes of physical activity per day)¹⁵

The London Borough of Newham	London	England
------------------------------	--------	---------

¹¹ Active Lives November 2020 –November 2021

¹² Active Lives 20/21)

¹³ Active Lives SE, Children and Young People Academic Year 2019-2021

¹⁴ Active Lives SE, Children and Young People Academic Year 2019-2021

¹⁵ Active Lives SE, Children and Young People Academic Year 2019-2021

London Borough of Newham

Interim Built Leisure Needs Assessment 2022

26.7%	23.1%	23.0
-------	-------	------

Table 12: Percentage of physically inactive children and young people, school years 1-11 (Inactive here is defined here as doing less than 30 minutes of physical activity per day) ¹⁶

The London Borough of Newham	London	England
41.8%	32.5%	32.4%

3.41. Participation rates for children and young people in the London Borough of Newham show that:

- 31.4% of young people in Newham participate in more than 60 minutes of physical activity a day . This is significantly less than both the London region average (44.4%) and England average (44.6%).
- 26.7% of young people in Newham participate in at least 30 – 59 minutes of physical activity a day . This is higher than both the London region average (23.1%) and England average (23.0%).
- Inactivity levels for young people in Newham (less than 30 minutes of physical activity a day) is significantly higher than the London region (32.5%) and England average (32.4%).
- The above statistics show that participation in physical activity amongst young people in Newham is particularly poor.

¹⁶ Active Lives SE, Children and Young People Academic Year 2019-2021

4 Stage B - Existing Facility Provision

Introduction

- 4.1. The current level and nature of indoor sports facility provision in the London Borough of Newham has been assessed across the borough.
- 4.2. It is important to highlight from the outset that this strategy is not just about formal sports facility provision, but also looks at opportunities for increased use of informal places and spaces. Community halls can be used for sport and physical activity even if they are not purpose designed nor marked for such use and can often provide an introductory experience of sport and physical activity, or a more accessible option for those who are older, have no access to private transport, or who have commitments which make it hard for them to travel to formal facilities.
- 4.3. Increased use of the outdoors, open spaces, parks, recreation grounds, and community halls also has significant potential to contribute to increasing levels of participation in physical activity at a very local level, and to addressing rising levels of obesity and other health inequalities.
- 4.4. Based on the Active Places database, the Sport England Facility Planning Model (FPM), the local sports profile data (Sport England), and the audit undertaken to inform this strategy, the maps used in the following facility assessments show the extent of existing built sport and leisure facility provision in the London Borough of Newham.
- 4.5. Users of sport and recreation facilities do not necessarily recognise administrative boundaries and will use facilities that are convenient and/or provide a quality/value for money experience. Ownership and management are, in this context, a minor consideration for most users.
- 4.6. The availability of facilities in neighbouring Boroughs can and does influence sports facility usage patterns, as does access to private transport and availability of public transport. Good public transport means that accessing facilities is easier than in other Boroughs.

Catchment Areas

- 4.7. Catchment areas for different types of facilities provide a means of identifying areas currently not served by existing indoor sports facilities. It is however, recognised that catchment areas vary from person to person, day to day, hour to hour, and are also very different in rural and urban areas. This problem is overcome by accepting the concept of 'effective catchment', defined as the distance travelled by around 75-80% of users. The maps in Section 4 demonstrate catchment areas for facility provision in the London Borough of Newham based on this approach, which uses a 20-minute public transport travel time and a 15 minute walk time as a catchment area for sports facilities (these catchment areas are within guidance parameters suggested by Sport England, and align with the LB Newham's ambitions to reduce car use).

London Borough of Newham

Interim Built Leisure Needs Assessment 2022

Demand for Indoor sports facilities

- 4.8. There are two main tools used to inform the assessment of supply and demand, as well as the facility audit (Appendix 9 taken directly from Active Places and used as the baseline data to be checked and challenged through the site visits), quality site visits (Appendix 2), and the demand information gathered through the consultation. These tools are summarised below:
- 4.9. The Sport England Facility Planning Model (FPM) – this is only used for sports halls of 3 court size and above and swimming pools larger than 160 sq. m.

The Facilities Planning Model (FPM) is a computer-based supply/demand model, which has been developed by Edinburgh University in conjunction with sportscotland and Sport England since the 1980's.

The model is a tool to help to assess the strategic provision of community sports facilities in an area. It is currently applicable for use in assessing the provision of sports halls, swimming pools, indoor bowls centres and artificial grass pitches.

Use of FPM

Sport England uses the FPM as one of its principal tools in helping to assess the strategic need for certain community sports facilities. The FPM has been developed as a means of:

1. assessing requirements for different types of community sports facilities on a local, regional or national scale;
2. helping local authorities to determine an adequate level of sports facility provision to meet their local needs;
3. helping to identify strategic gaps in the provision of sports facilities; and
4. comparing alternative options for planned provision, taking account of changes in demand and supply. This includes testing the impact of opening, relocating and closing facilities, and the likely impact of population changes on the needs for sports facilities.

Its current use is limited to those sports' facility types for which Sport England holds substantial demand data, i.e. swimming pools, sports halls, indoor bowls and artificial grass pitches.

The report sets out the findings under seven headings and includes data tables and maps. The headings are defined at the start and include total supply; total demand; supply and demand balance; satisfied/met demand; unmet demand; used capacity (how full the pools are); and local share of pools. Each heading is followed by a commentary on the findings. The purpose of the report is to provide the London Borough of Newham with an updated evidence base for sports halls and swimming pools, which the Council can use to inform its strategic planning for the future provision of these facility types. The full FPM reports and appendices are set out in Appendix 8.

London Borough of Newham

Interim Built Leisure Needs Assessment 2022

The Sports Facility Calculator (SFC)

The Sports Facility Calculator (SFC) provides a quantitative estimate of future demand, but unlike the FPM the SFC model analysis does not identify specific locations for future provision. That needs to be informed by the nature and location of future housing development (where locations are known), local geography and accessibility, and, critically, the location of existing facilities. This is because future demand may have the potential to be addressed through facility extension, or refurbishment, as well as new locations. However, in the absence of any other future demand calculator, the SFC provides an indicator of the level of future provision needed. The SFC can be applied to the same facilities as those modelled in the FPM, but it is important to highlight that the SFC does not identify need, which can only be established by applying the information regarding demand from new housing to the findings and recommendations of the evidence in a Built Facility Strategy (BFS).

- 4.10. The demand (current and future) for facilities other than sports halls and swimming pools is assessed using National Governing Body (NGB) standards if they are available, plus a combination of local factors e.g. how many existing facilities there are, what is the identified demand from schools, clubs, the community etc, what is available immediately outside the authority boundaries to which people may find it easier to travel.

Stage B (ANOG) - Assessment of Existing Sports Facility Provision

- 4.11. This section sets out the Stage B information required by the ANOG process. It provides a detailed picture of existing facilities in the London Borough of Newham:
- Quantity: how many of each type there are?
 - Quality: their age and condition?
 - Accessibility: who owns and operates the facilities, facility location and catchment areas?
 - Availability: whether the facilities are available to all residents, and whether there is pay and play access?
- 4.12. Given the inter-related nature of these four key areas, Section 4 covers each facility type in turn, and assesses it in terms of the above, then pulls together all the data collected to provide an overall summary of each facility type, current and future provision i.e. supply and demand analysis.
- 4.13. Section 5 applies the analysis of the provision to identified needs in The London Borough of Newham, and Section 6 sets out the recommendations to be implemented through the Action Plan, to address these identified needs and gaps.
- 4.14. Given the range of facilities in the London Borough of Newham, each type is summarised below and assessed separately, to provide a more detailed picture of the current supply and demand, and critically future need.

London Borough of Newham

Interim Built Leisure Needs Assessment 2022

4.15. The formal indoor sport facility types assessed include:

- Swimming pools – indoor and outdoor;
- Sports Halls and appropriate school and local community facilities;
- Health and Fitness Facilities i.e. fitness suites and studios;
- Indoor Bowls;
- Gymnastics Facilities; and
- Activation of Open Space
 - Outdoor gyms / leisure provision in the borough's open spaces

- Water Leisure
 - Leisure uses which utilise water

- Commercial/private gyms
- Boxing Clubs
- Urban Street Sports

4.16. In addition to the above, reference is also made to the various community halls in the area, which provide informal space for a wide range of physical activity and recreational activities.

4.17. It is important to highlight that community use, and specifically pay and play access is the focus of the facility assessment. Community use applies to clubs, the public and community associations / groups; pay and play community access refers to the public.

4.18. The latter is really important because those who are inactive are highly unlikely to join a club to use a facility; therefore, it is only by ensuring there is sufficient pay and play community access to formal and informal facilities, that participation is likely to increase, and particularly amongst those who are currently inactive. There is also a link between good quality places and spaces in which to be physically active and levels of participation.

4.19. Community use provided for clubs is also very important, given that club members are also part of the overall community, but these individuals are more likely to be active already.

London Borough of Newham

Interim Built Leisure Needs Assessment 2022

Operational Management of The London Borough of The London Borough of Newham Leisure Facilities

- 4.20. The London Borough of Newham’s leisure centres are currently managed under contract by ActiveNewham. This contract is due to expire in 2023. The Council is looking to procure a leisure management contract which will incorporate delivery of active communities (including sports development) services which will commence directly after the current contract expires. The facilities within the contract will include Newham Leisure Centre, East Ham Leisure Centre, Atherton Leisure Centre, and a new replacement for Manor Park fitness Centre (closed in 2021). Scope for the inclusion of new facilities has also been built into the contract.

Quality Audits

- 4.21. The quality audits comprise an independent visual assessment of the quality and condition of the facilities; results are recorded on the ANOG assessment sheet, developed by Sport England, and scored, based on the Sport England system set out in Table 13. Details of the individual audits undertaken are included in Appendix 2.
- 4.22. The audit scores are based on a numerical value, detailed on each assessment sheet, as follows:

Table 13: Quality Audit Scoring System

Key	Rating
>80%	Excellent
60% - 80%	Good
40% - 59%	Average
20%-39%	Poor
<20%	Very Poor

- 4.23. A facility scoring highly in terms of visual quality and condition (good – excellent) is likely to require less investment than one which in a poorer visual condition (average – very poor). The combination of the scores, results in the facility rating, and identification of investment need (significant, moderate etc.).
- 4.24. It is important to highlight that in undertaking the quality assessments, each element of the facility e.g. sports hall, pool etc is given a qualitative assessment, and the overall facility is also given an overall qualitative mark. Therefore, a sports hall can be of poor quality, but the overall facility score could be good.

London Borough of Newham

Interim Built Leisure Needs Assessment 2022

Consultation

- 4.25. The ANOG methodology requires consultation with clubs, schools, neighbouring Boroughs, National Governing Bodies (NGBs) and key stakeholders. This demand information will be included in the final report once it has been analysed. Schools were consulted via an online survey. Clubs' needs are also identified via consultation with NGBs. Neighbouring Boroughs were contacted by email and information collected through this medium and through face to face meetings, combined with SLL's own knowledge from recent work in relevant areas. NGBs were all contacted by email and asked a series of questions to identify the information required. The consultation responses are set out in the following analysis, as relevant.

Schools

- 4.26. All schools including Special Educational Needs (SEN) and Independent schools in LB Newham were contacted and asked to complete a survey about their existing sports facilities, their plans/aspirations for future provision, and the extent and nature of community use of the facilities. 16 schools responded to the survey; a summary of the total responses is included in Appendix 4. Schools with community assets that did not respond to the survey were contacted by telephone and or visited as part of the facility quality audits, and were sent a reminder to complete the survey by 24.11.22.
- 4.27. Schools were contacted to inform the analysis (extent of provision, access and use), and were offered a meeting as part of the qualitative site visit. All site visits therefore involved on-site consultation with a member of staff. It is important to note that the feedback provided by the schools accords with the findings of the initial supply and demand analysis.
- 4.28. Schools stated that whilst the majority of any increased community usage of school facilities would be for sports activities, wider community use would also be welcomed. Some schools believe there is no demand for their facilities; this may be true of small, or non-purpose-built sports facilities, but in general, education facilities can provide a useful resource for the local community for both sport and community activities.

Neighbouring Local Authorities

In determining the nature, level and location of sports facility provision required for the future in LB Newham, it is also important to be aware of how neighbouring local authorities are planning for the future. Given that communities use sports facilities in areas other than where they live, the development of new or improved provision can impact significantly on both participation levels and capacity cross-boundary.

London Borough of Newham

Interim Built Leisure Needs Assessment 2022

Assessment of Individual Facility Types

Sports Halls

Sports Halls: Quantity

- 4.29. The current level and nature of indoor sports facility provision in London Borough of Newham has been assessed. The minimum population base used for the assessment and analysis is that set out in Section 2 i.e. current population of 352,640 and a future population i.e. by 2038 of 456,462.

Supply of Sport Facilities in LB Newham

- 4.30. The following table summarises the existing sports facility provision across Newham.

Table 14: Existing Sports facilities – Newham

Facilities	Newham
Sports Hall – activity hall & main hall	63
Athletics – Standard Oval Outdoor	3
Cycling – BMX pump track, BMX racetrack, cycle speedway track, mountain bike trails, road - closed road cycling circuit & track - indoor velodrome	6
Health and Fitness Gym	26
Fitness Studios	24
Swimming Pool – diving, learning/teaching/training, leisure pool, lido & main/general	11
Golf – driving range, par 3 & standard	0
Ice Rinks	0
Indoor Bowls	0

N.B Full details of all facilities and their quality audits (where possible to undertake) are included in Appendix 2.

- 4.31. This study is also not just about formal indoor sports facility provision, but also looks at opportunities for increased use of informal places and spaces e.g. provision such as green gyms. Community halls can be used for sport and physical activity even if they are not purpose designed nor marked for such use and can often provide an introductory experience of sport and physical activity, or a more accessible option for those who are older, have no access to private transport, or who have commitments which make it hard for them to travel to formal facilities.

London Borough of Newham

Interim Built Leisure Needs Assessment 2022

- 4.32. Increased use of the outdoors, open spaces, parks, recreation grounds, and community halls also has significant potential to contribute to increasing levels of participation in physical activity at a very local level, and to addressing the level of adult obesity (adults 63%) and adult inactivity in Newham (32.5% do less than 30 minutes activity per week), both higher than the England average, together with other health inequalities. Newham has high levels of physical inactivity (highest in London) which need to be addressed to reduce health inequalities, particularly in the most deprived neighbourhoods, and improve community health and well-being.¹⁷
- 4.33. Based on the Active Places database, the Sport England Facility Planning Model (FPM) scoping, the local sports profile data (Sport England) and the audit undertaken to inform this study, the maps used in the following facility assessments show the extent of existing built sport and leisure facility provision in LB Newham.
- 4.34. Users of sport and recreation facilities do not recognise administrative boundaries and will use facilities that are convenient and/or provide a quality/value for money experience. Ownership and management are, in this context, a minor consideration for most users.
- 4.35. The availability of facilities in neighbouring boroughs can and does influence sports facility usage patterns, as does access to private transport and availability of public transport. Newham has a lower % of adults with access to car than the London average (42.5%).¹⁸ The level of car ownership within the Borough reflects that the Borough is one of the most densely populated and urban areas in the City. Newham has the highest public transport mode share in London at 41%.¹⁹ This reduces the necessity for car ownership especially the need for second or more car ownership within a family.

¹⁷ Source: [Active Lives | Results \(sportengland.org\)](#) E09000025 ([phe.org.uk](#))

¹⁸ Source: [Technical Note 12 - How many cars are there in London and who owns them? \(tfl.gov.uk\)](#)

¹⁹ Source: Transport for London Travel in London 13

London Borough of Newham

Interim Built Leisure Needs Assessment 2022

Assessment of Individual Facility Types

Sports Halls and Activity Halls

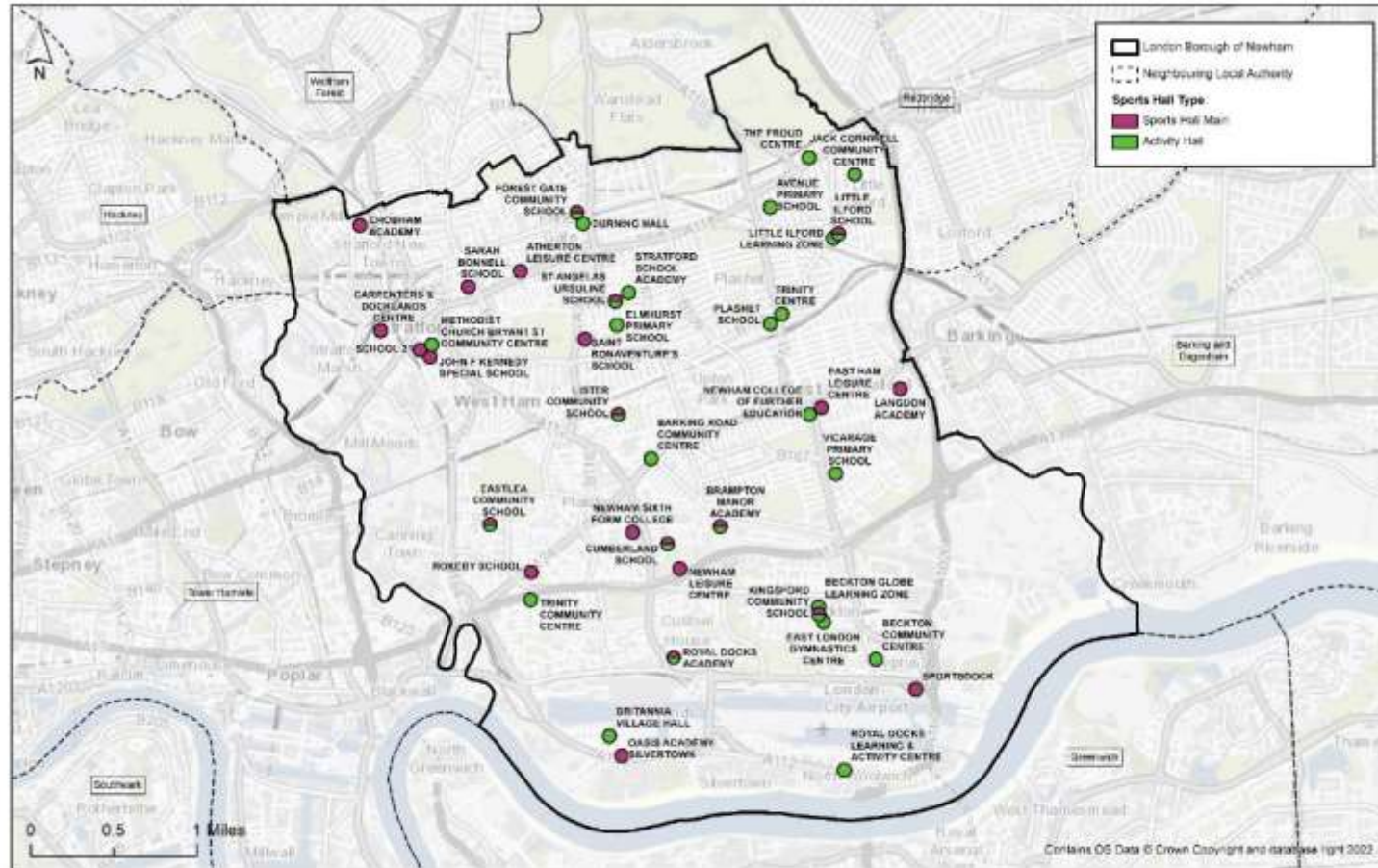
Quantity

- 4.36. Sports halls are identified as 3 court badminton halls and above and provide facilities for team sports such as netball, volleyball, basketball etc. Activity halls are smaller halls normally of 1 badminton court size and may not be marked out for badminton but can cater for some sports and physical activity.
- 4.37. The supply analysis identifies that Newham has a total of 63 sports hall/activity halls across 42 sites (refer to Map 5). Table 16 details all sports halls and activity halls in the Borough.
- 4.38. There are:
- A total of 38 activity halls and 24 main halls across 40 sites (N.B. Little Ilford School and Little Ilford Learning Zone classed as one site)
 - 24 main sports halls in total (all strategic size i.e. 3 courts +)
 - 4 community pay and play sports halls (strategic size 3+ courts) – Carpenters & Docklands Centre, Chobham Academy, Newham Leisure Centre and East Ham Leisure Centre
 - 15 community accessible sports halls i.e. available for sports club/community association hire.
- 4.39. 17 of the sports halls are managed by schools or colleges, 3 sports halls are managed by the London Borough of Newham's leisure operator, ActiveNewham, 1 sports hall is managed by a community organisation, 2 sports halls are managed in house by the local authority and 1 sports hall is operated by commercial management.
- 4.40. Strategic size sports halls are shown in Appendix 7 and Table 15; those available for pay and play community usage are also shown in Map 6. Table 16 also shows activity halls with those available for pay and play community use highlighted (shown by a tick).

London Borough of Newham

Interim Built Leisure Needs Assessment 2022

Map 5: Sports Hall by type (mapping of schools in LLDC area to be added in final report)

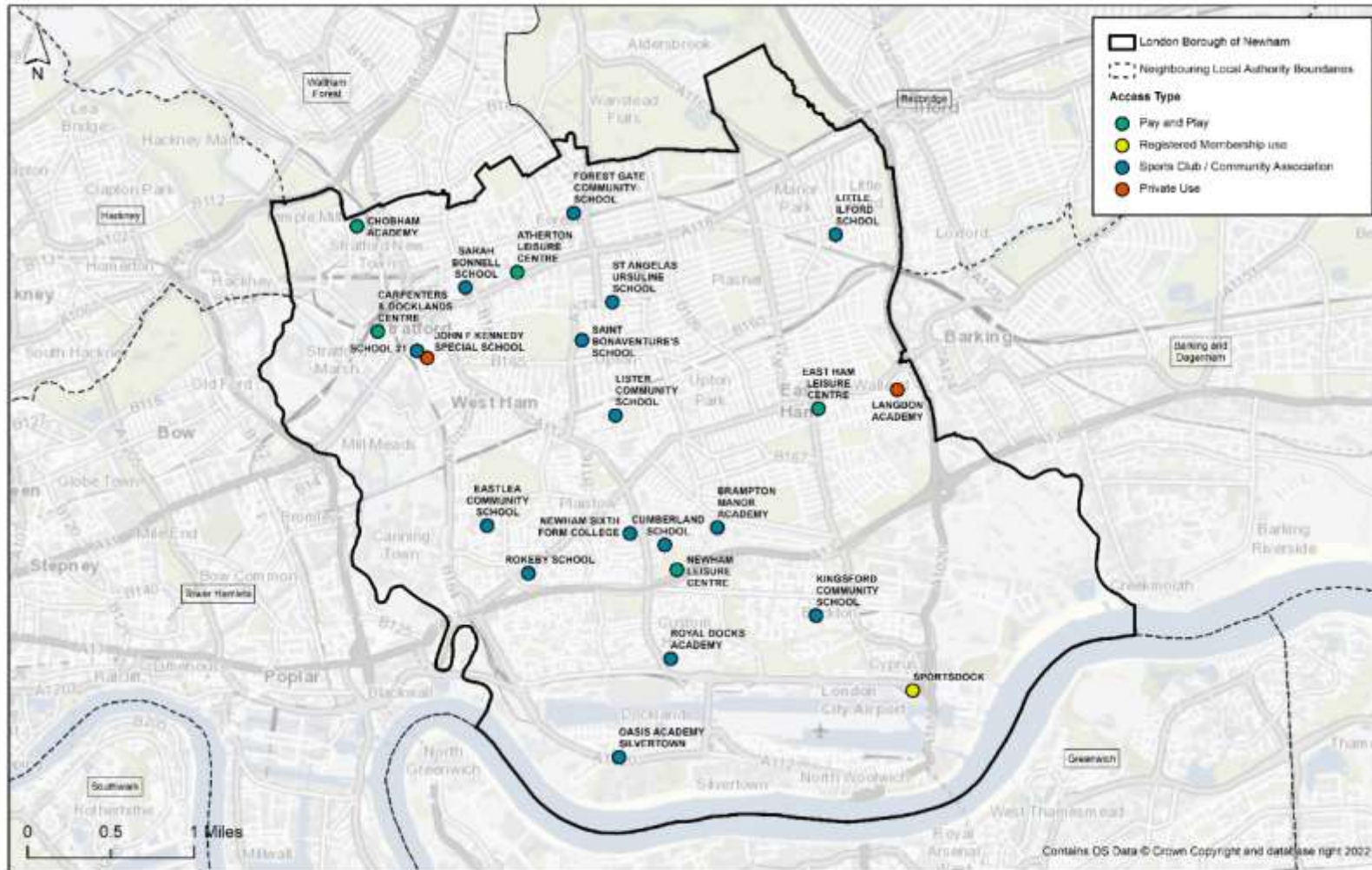


Sports halls by type in Newham

London Borough of Newham

Interim Built Leisure Needs Assessment 2022

Map 6: Sports Halls by community access type

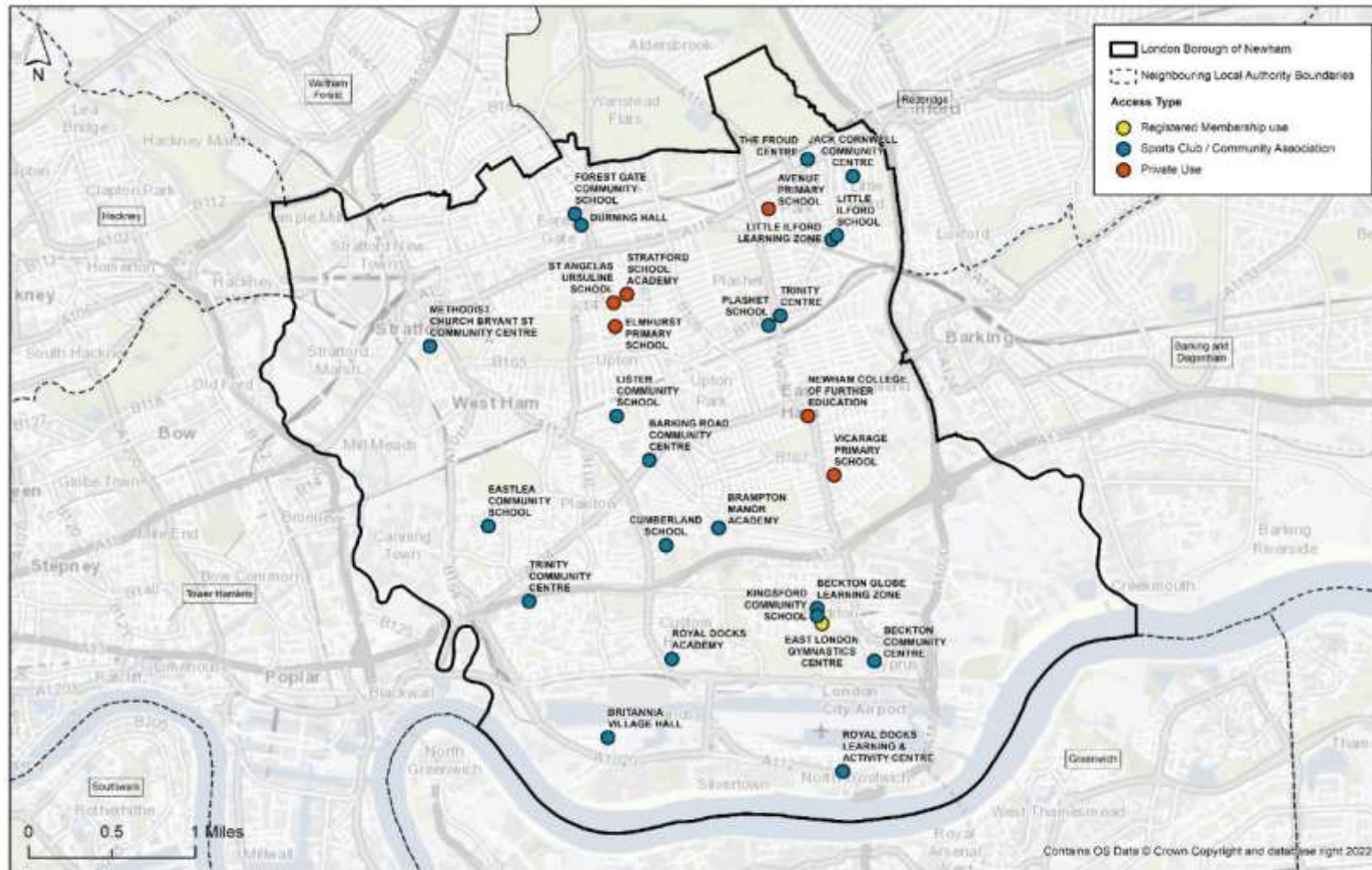


Sports halls by community use in Newham

London Borough of Newham

Interim Built Leisure Needs Assessment 2022

Map 7: Activity Halls by community access type



Activity halls by community use in Newham

London Borough of Newham

Interim Built Leisure Needs Assessment 2022

Table 15: Supply of Sports Halls and Activity Halls in Newham

N.B The ticks in Table 16 show which sports halls have pay and play community access and which sports halls are of strategic size i.e. 3+ badminton courts

Site Name	Post Code	Facility Type	Facility Sub Type	Number Badminton Courts	Access Type	Ownership Type	Management Type	Pay and Play	Strategic Sports Hall i.e. 3+ courts pay and Play	Size i.e. 3+ pay and	Year Built	Year Refurbished
Avenue Primary School	E12 6AR	Sports Hall	Activity Hall	1	Private Use	Community school	School/College/University (in house)				2012	N/A
Barking Road Community Centre	E13 9EZ	Sports Hall	Activity Hall	0	Sports Club / Community Association	Local Authority	Community Organisation				1995	N/A
Beckton Community Centre	E6 5NG	Sports Hall	Activity Hall	0	Sports Club / Community Association	Local Authority	Community Organisation				1980	N/A
Beckton Globe Learning Zone	E6 5JQ	Sports Hall	Activity Hall	1	Sports Club / Community Association	Local Authority	Local Authority (in house)				1970	N/A
Brampton Manor Academy	E6 3SQ	Sports Hall	Activity Hall	1	Sports Club / Community Association	Academies	School/College/University (in house)				2005	N/A
Brampton Manor Academy	E6 3SQ	Sports Hall	Activity Hall	1	Sports Club / Community Association	Academies	School/College/University (in house)				2005	N/A
Britannia Village Hall	E16 1TU	Sports Hall	Activity Hall	0	Sports Club / Community Association		Community Organisation				2000	N/A
Carpenters & Docklands Centre	E15 2HU	Sports Hall	Main	3	Pay and Play	Community Organisation	Community Organisation	✓	✓		1972	2003
Chobham Academy	E20 1BD	Sports Hall	Main	4	Sports Club/Community Association	Academies	School/College/University (in house)				2012	N/A
Cumberland School	E13 8SJ	Sports Hall	Main	4	Sports Club / Community Association	Community school	Commercial Management				2005	N/A

London Borough of Newham

Interim Built Leisure Needs Assessment 2022

Site Name	Post Code	Facility Type	Facility Sub Type	Number Badminton Courts	Access Type	Ownership Type	Management Type	Pay and Play	Strategic Sports Hall i.e. 3+ courts pay and Play	Size i.e. 3+ pay and	Year Built	Year Refurbished
Cumberland School	E13 8SJ	Sports Hall	Activity Hall	1	Sports Club / Community Association	Community school	Commercial Management				2005	N/A
Durning Hall	E7 9AB	Sports Hall	Activity Hall	1	Sports Club / Community Association	Other	Other				1950	N/A
East Ham Leisure Centre	E6 2RT	Sports Hall	Main	4	Pay and Play	Local Authority	Trust	✓	✓		2001	N/A
East London Gymnastics Centre	E6 5LW	Sports Hall	Activity Hall	0	Registered Membership use	Commercial	Commercial Management				1998	2002
East London Gymnastics Centre	E6 5LW	Sports Hall	Activity Hall	0	Registered Membership use	Commercial	Commercial Management				1998	2002
Eastlea Community School	E16 4NP	Sports Hall	Activity Hall	1	Sports Club / Community Association	Academies	School/College/University (in house)				1991	2011
Eastlea Community School	E16 4NP	Sports Hall	Main	4	Sports Club / Community Association	Academies	School/College/University (in house)				2006	N/A
Elmhurst Primary School	E7 8JY	Sports Hall	Activity Hall	1	Private Use	Community school	School/College/University (in house)				2004	2011
Forest Gate Community School	E7 9BB	Sports Hall	Activity Hall	2	Sports Club / Community Association	Community School	School/College/University (in house)				2011	N/A
Forest Gate Community School	E7 9BB	Sports Hall	Main	4	Sports Club / Community Association	Community School	School/College/University (in house)				2011	N/A
Jack Cornwell Community Centre	E12 5NN	Sports Hall	Activity Hall	0	Sports Club / Community Association	Local Authority	Community Organisation				1975	N/A
John F Kennedy Special School	E15 4RZ	Sports Hall	Main	3	Private Use	Local Authority	Local Authority (in house)				1964	N/A

London Borough of Newham

Interim Built Leisure Needs Assessment 2022

Site Name	Post Code	Facility Type	Facility Sub Type	Number Badminton Courts	Access Type	Ownership Type	Management Type	Pay and Play	Strategic Sports Hall i.e. 3+ courts pay and play	Size i.e. 3+ pay and play	Year Built	Year Refurbished
Kingsford Community School	E6 5JG	Sports Hall	Activity Hall	1	Sports Club / Community Association	Community school	School/College/University (in house)				2002	N/A
Kingsford Community School	E6 5JG	Sports Hall	Main	6	Sports Club / Community Association	Community school	School/College/University (in house)				2002	N/A
Langdon Academy	E6 2PS	Sports Hall	Main	6	Private Use	Academies	School/College/University (in house)				2003	N/A
Lister Community School	E13 9AE	Sports Hall	Activity Hall	1	Sports Club / Community Association	Community school	School/College/University (in house)				1950	N/A
Lister Community School	E13 9AE	Sports Hall	Activity Hall	1	Sports Club / Community Association	Community school	School/College/University (in house)				1984	N/A
Lister Community School	E13 9AE	Sports Hall	Main	5	Sports Club / Community Association	Community school	School/College/University (in house)				1984	2011
Little Ilford Learning Zone	E12 6JB	Sports Hall	Activity Hall	0	Sports Club / Community Association	Local Authority	Local Authority (in house)				1975	N/A
Little Ilford Learning Zone	E12 6JB	Sports Hall	Activity Hall	1	Sports Club / Community Association	Local Authority	Local Authority (in house)				1975	2006
Little Ilford School	E12 6JB	Sports Hall	Activity Hall	0	Sports Club / Community Association	Community School	School/College/University (in house)				1950	2015
Little Ilford School	E12 6JB	Sports Hall	Main	5	Sports Club / Community Association	Community School	School/College/University (in house)				1950	2015
Methodist Church Bryant St Community Centre	E15 4RU	Sports Hall	Activity Hall	1	Sports Club / Community Association	Community school	Community Organisation				1977	2008
Newham College Of Further Education	E6 6ER	Sports Hall	Activity Hall	2	Private Use	Further Education	School/College/University (in house)				1965	2006

London Borough of Newham

Interim Built Leisure Needs Assessment 2022

Site Name	Post Code	Facility Type	Facility Sub Type	Number Badminton Courts	Access Type	Ownership Type	Management Type	Pay and Play	Strategic Sports Hall i.e. 3+ courts pay and play	Size i.e. 3+ pay and play	Year Built	Year Refurbished
Newham Leisure Centre	E13 8SD	Sports Hall	Main	8	Pay and Play	Local Authority	Trust	√	√		1990	N/A
Newham Leisure Centre	E13 8SD	Sports Hall	Main	6	Pay and Play	Local Authority	Trust	√	√		2009	2017
Newham Sixth Form College	E13 8SG	Sports Hall	Main	6	Sports Club / Community Association	Further Education	School/College/University (in house)				1975	1995
Oasis Academy Silvertown	E13 8SG	Sports Hall	Main	4	Sports Club / Community Association	Academies	School/College/University (in house)				2022	N/A
Plashet School	E6 6ER	Sports Hall	Activity Hall	2	Private Use	Community school	School/College/University (in house)				1965	2006
Plashet School	E6 1DG	Sports Hall	Activity Hall	2	Sports Club / Community Association	Community school	School/College/University (in house)				1932	N/A
Plashet School	E6 1DG	Sports Hall	Activity Hall	0	Sports Club / Community Association	Community school	School/College/University (in house)				1957	1990
Plashet School	E6 1DG	Sports Hall	Activity Hall	2	Sports Club / Community Association	Community school	School/College/University (in house)				1957	1990
Rokeby School	E16 4DD	Sports Hall	Main	6	Sports Club / Community Association	Foundation School	School/College/University (in house)				2010	N/A
Royal Docks Academy	E6 1DG	Sports Hall	Activity Hall	1	Sports Club / Community Association	Community school	School/College/University (in house)				1932	N/A
Royal Docks Academy	E16 3HS	Sports Hall	Main	4	Sports Club / Community Association	Community school	School/College/University (in house)				1999	N/A
Royal Docks Learning & Activity Centre	E16 3HS	Sports Hall	Activity Hall	0	Sports Club / Community Association	Community school	School/College/University (in house)				1999	N/A

London Borough of Newham

Interim Built Leisure Needs Assessment 2022

Site Name	Post Code	Facility Type	Facility Sub Type	Number Badminton Courts	Access Type	Ownership Type	Management Type	Pay and Play	Strategic Sports Hall i.e. 3+ courts pay and Play	Size i.e. 3+ pay and	Year Built	Year Refurbished
Saint Bonaventure's School	E7 9QD	Sports Hall	Main	4	Sports Club / Community Association	Voluntary Aided School	School/College/University (in house)				1965	N/A
Sarah Bonnell School	E15 4LP	Sports Hall	Main	5	Sports Club / Community Association	Community school	Local Authority (in house)				1985	2004
School 21	E15 4RZ	Sports Hall	Main	4	Sports Club / Community Association	Academy Free Schools	School/College/University (in house)				2000	N/A
Sportsdock	E16 2RD	Sports Hall	Main	10	Registered Membership use	Higher Education Institutions	School/College/University (in house)				2012	N/A
Sportsdock	E16 2RD	Sports Hall	Main	9	Registered Membership use	Higher Education Institutions	School/College/University (in house)				2012	N/A
St Angelas Ursuline School	E7 8HU	Sports Hall	Activity Hall	1	Private Use	Voluntary Aided School	School/College/University (in house)				1955	N/A
St Angelas Ursuline School	E7 8HU	Sports Hall	Activity Hall	0	Private Use	Voluntary Aided School	School/College/University (in house)				1955	N/A
St Angelas Ursuline School	E7 8HU	Sports Hall	Main	4	Sports Club / Community Association	Voluntary Aided School	School/College/University (in house)				2006	N/A
Stratford School Academy	E7 8JA	Sports Hall	Main	4	Private Use	Academies	School/College/University (in house)					
Stratford School Academy	E7 8JA	Sports Hall	Activity Hall	1	Private Use	Academies	School/College/University (in house)				1957	2015
The Froud Centre	E12 5JF	Sports Hall	Activity Hall	2	Sports Club / Community Association	Other	Commercial Management				1990	2009
Trinity Centre	E12 6SG	Sports Hall	Activity Hall	0	Sports Club / Community Association	Community organisation	Trust				1900	N/A

London Borough of Newham

Interim Built Leisure Needs Assessment 2022

Site Name	Post Code	Facility Type	Facility Sub Type	Number Badminton Courts	Access Type	Ownership Type	Management Type	Pay and Play	Strategic Sports Hall i.e. 3+ courts pay and play	Size	Year Built	Year Refurbished
Trinity Community Centre	E16 1QS	Sports Hall	Activity Hall	0	Sports Club / Community Association	Local authority	Community Organisation				1987	N/A
Vicarage Primary School	E6 6AD	Sports Hall	Activity Hall	1	Private Use	Community school	School/College/University (in house)				2005	N/A
Vicarage Primary School	E6 6AD	Sports Hall	Activity Hall	0	Private Use	Community school	School/College/University (in house)				2005	N/A

London Borough of Newham

Interim Built Leisure Needs Assessment 2022

- 4.41. 4 out of the 23 strategic sized sports halls (3+ badminton courts) are available for pay and play community use; 2 are available for registered membership use, 15 sports club/community association use and 2 is available for private use only. A total of 17 out of 23 strategic sized sports halls are located on school/college sites.
- 4.42. As well as the identified activity halls, there is a range of other community halls/centres, churches, associations e.g. Barking Road Community Centre, Beckton Community Centre, Britannia Village Hall, Jack Cornwell Community Centre, Methodist Church Bryant St Community Centre, The Froud Centre, Trinity Centre and Trinity Community Centre. These are available for community use sessions, usually for groups, associations and privately run classes, but provide for far more than sport and physical activity. Typically, community halls will also be hired for dance classes, arts/crafts events and programmes, events meeting and social gatherings. Community space facilities in Newham are listed in Appendix 7.
- 4.43. The education sports halls will have different hours of access for community use, outside of education use. Some schools and colleges proactively manage venues for wider community use, predominantly by sports clubs and community groups. Other schools and colleges let their sports halls on a responsive basis to sports clubs or community groups, for a term or even shorter lettings. In the London Borough of Newham, there are 14 schools that hire out their sports hall to sports clubs/community associations outside of school curriculum hours.
- 4.44. Schools with community access were consulted with as part of this study and the following key information was provided relating to access arrangements and programmes of use.

Table 16: Summary of School Sports Facilities – Community Use

School	Access arrangements and Programme of Use
Chobham Academy	Community access times: Mon-Fri: 5 p.m to 10 p.m and Sat-Sun: 9 a.m to 6 p.m Programme of use: Modern indoor 4 court sports hall (built 2012) marked out for badminton, basketball, netball and 5-a-side. Also equipped with cricket nets.
Eastlea Community School	Community Access times: Weekday evenings 6pm – 9.30pm and weekends Programme of Use: Modern 4x badminton court sports hall with wooden sprung flooring. 1x basketball court, and 5-a-side. Prices from £40 per hour for evening and weekend hire. Use of the facility for holiday bookings at a daily rate of £350 per day.
Forest Gate Community School	Community Access times: Monday to Friday: 17:30 - 21:00 and Saturday & Sunday: 09:00 - 14:00. Extended opening times during school holidays. Programme of Use: 4 court sports hall available for hire for badminton, basketball, football, gymnastics, netball, volleyball and Futsal. There are also cricket nets on site.
Kingsford Community School	Community Access: Weekday evenings 6pm – 10pm and weekends 12 noon – 4pm. Programme of Use: 6x badminton court hall, 2 volleyball courts, and 1 netball court.
Lister Community School	Community Access: Weekday evenings 5pm – 10pm and weekends 8am to 11pm. Programme of Use: 5x badminton courts, 1x basketball court, 1x volleyball court and 1x netball court, Futsal and dodgeball. The sports hall also has cricket nets. Facility originally built 1984 and refurbished in 2011.

London Borough of Newham

Interim Built Leisure Needs Assessment 2022

School	Access arrangements and Programme of Use
Little Ilford School	Community Access: Weekdays between 18:00 - 21:00 and on Weekends between 10:00 - 14:00 p.m. Programme of Use: 5x badminton courts, 2x cricket nets, 1x basketball/volleyball/netball court.
Newham Sixth Form College	Community Access: Monday to Friday: 17:00-22:00 & Saturday-Sunday: 09:00-17:00 Programme of Use: This 6x badminton court sports hall is available for hire 7 days a week outside of school curriculum hours. There is extended opening hours in the school holidays. The hall is marked out for badminton, basketball, netball and 5-a-side football. The hall also has additional training hoops for basketball and 2x cricket training nets.
Rokeby School	Community Access: Monday-Friday: 18:00:00 - 22:00:00, Saturday: 13:00:00 - 17:00:00 and Sunday: 09:00:00 - 17:00:00 Programme of Use: Modern 6x badminton court sports hall was built in 2010 and includes marking for 1x basketball court and 2x volleyball courts.
Royal Docks Academy	Community Access: Monday to Friday 6pm – 9pm and weekends 9am – 5pm Programme of Use: 4x badminton court sports hall built 1999. Includes markings for badminton basketball, volleyball, football, Futsal and netball.
Saint Bonaventure's School	Community Access: Monday – Friday 7pm – 9.30pm Programme of Use: Old 4x badminton court sports hall built in 1965
Sarah Bonnell School	Community Access: Monday to Friday 6pm – 10pm and weekends 9.30am – 1pm. Programme of Use:
St Angela's Ursuline School	Community Access: Monday – Friday 5pm – 9pm Programme of Use: 4x badminton court sports hall built 2006 and marked out for badminton, basketball, volleyball. The hall also has practice cricket nets.
School 21	Community Access: Monday-Friday: 6pm – 10pm weekends 9am – 5pm and the school holiday period Programme of Use: The hall can cater for badminton, volleyball, basketball, netball, cricket (indoor nets available), korfbal, dodgeball, Futsal and 5-a-side football. Prices range from £60 per hour for evening and weekend bookings.
Vicarage Primary School	Community Access: Weekdays (Mon-Thurs) 5:30pm – 8:30pm Fridays 5:30pm – 9:30pm Saturdays 9:00am – 11:30pm Sundays 9:00am – 3:30pm Programme of Use:'

- 4.45. This overall range of provision within the borough means that both activities/sports can be accommodated. Big space sports such as badminton, basketball, and gymnastics can be accommodated in the main halls. The smaller activity halls can accommodate small space sports and activities, such as Pilates, yoga and martial arts.

London Borough of Newham

Interim Built Leisure Needs Assessment 2022

Quality

- 4.46. Detailed quality assessments were undertaken on all the London Borough of Newham’s indoor sports facilities (August-September 2022) by way of a site visit and visual assessment of the facilities. These are provided in Appendix 2 and are summarised in Table 18. It was not possible to visit some schools therefore, data was collected for the school via the internet and online survey. The quality scores are explained in Table 13 and below: in Table 17.
- 4.47. It is important to note, as set out in paragraphs 4.22 and 4.23 that :
- 4.48. A facility scoring highly in terms of visual quality and condition (good – excellent) is likely to require less investment than one which in a poorer visual condition (average – very poor). The combination of the scores, results in the facility rating, and identification of investment need (significant, moderate etc.).
- 4.49. It is important to highlight that in undertaking the quality assessments, each element of the facility e.g. sports hall, pool etc is given a qualitative assessment, and the overall facility is also given an overall qualitative mark. Therefore, a sports hall can be of poor quality, but the overall facility score could be good. Overall scores for each facility are included in Appendix 2).

Table 17: Quality ratings

Key	Rating
>80%	Excellent
60% - 80%	Good
40% - 59%	Average
20%-39%	Poor
<20%	Very Poor

London Borough of Newham

Interim Built Leisure Needs Assessment 2022

Table 18: Summary of the Quality Assessment of LB Newham Sports Halls and Activity Halls (these are individual scores just for the sports hall)

Facility Name	Quality Score	Commentary
Avenue Primary School	71%	<p>Sports hall was built in 2012. The facilities include a purpose-built sports hall and a large Multi-Use Games Provision. The school uses P.E and Sport premium funding to improve the provision on P.E and sporting activities at the school. The general condition of the activity hall is good with limited parking space.</p> <p>No formal community use agreement in place.</p> <p>The overall condition of the facility is good.</p>
Barking Road Community Centre	52%	<p>Average condition facility with moderate levels of investment needed. The activity hall was built in 1987. The activity hall is used by sports clubs and community associations. The cost of hiring the facility is £50 per hour which is available from 10 am to 10 pm on weekdays and 1 pm to 12:30 am on weekends. The community centre is accessible by public transport and has partial disability access. There is some potential for development of ancillary facilities.</p> <p>The overall condition of the facility is average.</p>
Beckton Community Centre	-	<p>The site was temporarily closed therefore there was no access</p>
Beckton Globe Learning Zone	61%	<p>Beckton Globe is a multi-use site - includes library, youth centre and adult education - part of Newham Adult Learning Service (NALS). The hall was hired out externally pre-covid but this has not re-started. It is uncertain as to whether this will recommence. It is currently used by Adult Education for exams. The facility is open from Mon - Thurs 9am - 9pm and Friday 9am - 4pm and remains closed on weekends.</p> <p>The hall has high ceilings and is marked out with 2 badminton courts. The floor is in poor condition and needs re-sanding/varnishing. It is a large modern building with full disability access. Overall, the facility is of standard quality with minimal need for capital investment.</p> <p>The overall condition of the facility is good.</p>
Brampton Manor Academy	59%	<p>The 6-court main sports hall and one court activity hall was built in 2005. New Year 7 Block was opened last year and includes 4 court sports hall with bleacher seating, second studio and second gym which is only used by staff. The sports hall changing was being refurbished during visit.</p> <p>The 6-court sports hall has cricket nets, basketball, badminton, and netball. It also has a climbing wall. The older sports and activity halls are in good to average condition and the newer sports hall in excellent condition. The facility is managed by the school with none of the sports facilities are hired out to the community.</p> <p>The overall condition of the facility is average.</p>
Britannia Village Hall	57%	<p>The community centre was built in 2000. It is run by the West Silvertown Foundation (WSF).</p>

London Borough of Newham

Interim Built Leisure Needs Assessment 2022

Facility Name	Quality Score	Commentary
		<p>There are two spaces i) Main Hall: a large hall is airy with a high ceiling. It has a sprung wood floor. It also comes with a stage, which is available for hire at a small extra cost. It is usually hired for larger parties and celebrations, exhibitions, and fitness activities. It can host up to 230 people.</p> <p>ii) The hub: this other space includes a hub room which is a medium-size space which can be flexibly configured for parties and celebrations, group activities and meetings. It can host up to 50 people.</p> <p>Activities like karate, Zumba, yoga, gymnastics are offered</p> <p>Hiring times: Mon-Fri 9 to 5 p.m, Fri 5 to 11 p.m and Sat-Sun 7 a.m to 11 p.m</p> <p>Hiring prices: Main hall: £50/hour (Mon-Fri) and £65/hour (Fri post 5 p.m & Sat-Sun) The hub: £35/hour (Mon-Fri) and £50/hour (Fri post 5 p.m & Sat-Sun)</p> <p>The charity is looking to redevelop the site to provide new facilities for community activities as well as up to 30 homes.</p> <p>Overall condition of the sports halls is average, and the facility has never been refurbished on large scale.</p>
Carpenters & Docklands Centre	43%	<p>The community organisation run sports hall is one of the few facilities that provides pay and play services in the London Borough of Newham. It was built in 1972 and refurbished in 2003.</p> <p>The centre offers the hall to community organisations/old people for free.</p> <p>Pay and play services is availed by lots of sports clubs across football, basketball, badminton, jiu-jitsu, karate, dance etc There is no private parking available, pay and park around the centre.</p> <p>The Carpenters estate is going through refurbishment where towers will be knocked down in phase one and the centre will be moved to the new building as the new state-of-the-art community and sports centre as part of the regeneration process.</p> <p>The new building is estimated to be completed by 2024 which will include a new sports hall, a 5-a-side football pitch for an after-school club, facilities such as a dance studio, martial arts room and café for young people living on the estate as well as local residents.</p> <p>The overall condition of the facility is average.</p>
Chobham Academy	75%	<p>This school building was built in 2012 and provides Pay and Play access for the use of its indoor and outdoor sports facilities. The Indoor Sports Hall is marked with four badminton courts, basketball court, netball court and 5 a-side pitch. It is also equipped with cricket nets.</p> <p>Facility letting is open 7 days a week with extended opening hours during school holidays. It is available to community groups and commercial organisations outside of school hours.</p>

London Borough of Newham

Interim Built Leisure Needs Assessment 2022

Facility Name	Quality Score	Commentary
		<p>Hire cost: £65/hour.</p> <p>Timings: Mon-Fri: 5 p.m to 10 p.m Sat-Sun: 9 a.m to 6 p.m</p> <p>The overall condition of the facility is good with standard ancillary provisions.</p> <p>The overall condition of the sports halls is very good.</p>
Cumberland School	-	Unable to gain access
Durning Hall	25%	<p>Durning Hall was built in 1950 open for a number of activities for the community. The multi-purpose facility is run by Aston-Mansfield charity. The main hall has dividing doors to split the space in two. Hiring costs: £100/hour & charity price: £65/hour. Timings available: Monday – Saturday: 9am – 9:30pm & Sunday: 9am – 4:30pm</p> <p>The London Borough of Newham have approved the planning application for the redevelopment of the Durning Hall site in Forest Gate. These plans would deliver 78 new homes for Forest Gate.</p> <p>After initial consultation, it is known that there will be a Youth Enterprise Pop-Up Space possible to accommodate a range of different set-ups and 127 sq. m of creative children’s play space that will be designed to accommodate children with special educational needs and disabilities.</p> <p>Durning Hall Community Centre will be open and running until 2023 and it is anticipated that the construction works will commence in or after September 2023. The building works are expected to last at least 2 years with an earliest completion date of August 2025.</p> <p>The overall condition of the facility is poor.</p>
East Ham Leisure Centre	51%	<p>The leisure centre is situated off the high street behind the town hall. There is an average quality 4-court sports hall on-site. The sports hall is only used for badminton but also has cricket nets.</p> <p>The facility is difficult to locate, further has limited signposting and limited parking space is available. Overall, there is a moderate need for capital investment.</p> <p>The overall condition of the facility is average.</p>
East London Gymnastics Centre	-	Unable to gain access to this facility.
Eastlea Community School	57%	The Benton Complex, performing arts complex is home to large theatre, dance studio, music rooms with a recording studio, several practice rooms as well as a Sports Hall and computer suite. The activity hall was refurbished in 2011.

London Borough of Newham

Interim Built Leisure Needs Assessment 2022

Facility Name	Quality Score	Commentary
		<p>The dimensions of Main Hall are 14.3 x 31.6m with 4 badminton courts and activity hall with are 11 x 23.9m 1 badminton court. Both the halls have wooden flooring, used for multiple activities like badminton, basketball, gymnastics, football and martial arts and available for community use.</p> <p>The main hall costs £40/hour while activity hall costs £25/hour with both halls only available during evenings and weekends. The facility can also be booked on daily rate of £350/hour on holidays.</p> <p>The site is well accessible by public transport and has some car parking available. Overall the quality of the facility is standard and would need moderate capital investment for further development of the facility.</p> <p>The overall condition of the facility is average.</p>
Elmhurst Primary School	64%	<p>The small sports hall was built in the year 2004 and refurbished in 2011. The size of the activity hall is 18m x 10m and consists of 1 badminton court and basketball court. The sports hall is used by the school privately and there is no community access.</p> <p>The quality of the sports hall is good and is supported by standard quality ancillary facilities. However, there is not much development potential.</p> <p>The overall condition of the facility is good.</p>
Forest Gate Community School	71%	<p>The Forest Gate Community school facility is fairly newly built in 2011. The main sports hall has 4 badminton courts and measures 32 x 18m with markings primarily available for badminton, basketball, football, gymnastics, and netball. The sports hall also consists of climbing wall, volleyball posts, cricket nets and projector. Cost of hiring the sports hall is £45/hour.</p> <p>Hornbeam Hall is the smaller activity hall. The small hall provides a flexible facility to meet other requirements with a capacity to seat 200 with a size of 17 x 14m. Potential uses include meeting room, conference room, dance studios, and parties. The hall has full disabled access, a sound & light system, Wi-Fi and parking. Cost of hiring activity hall is £42/hour</p> <p>Lettings are open 7 days a week with closures only during bank holidays and extended opening hours during school holidays. All booking requests can be completed online. Monday to Friday: 17:30 - 21:00 Saturday & Sunday: 09:00 - 14:00</p> <p>Overall, the sports hall and activity hall are in good shape with moderate requirement of investment capital to further develop the facilities on-site.</p> <p>The overall condition of the sports halls is good.</p>
Jack Cornwell Community Centre	39%	<p>The community centre is in the heart of Little Ilford Estate and has a large hall available for community use. The facility was built in 1975. It is a council owned site. The community centre was utilised as a Covid-19 test centre during the pandemic.</p>

London Borough of Newham

Interim Built Leisure Needs Assessment 2022

Facility Name	Quality Score	Commentary
		<p>The activity hall is available for private, faith, community and start-up hire from Mon to Sun: 9am - 11pm The cost for hiring the activity hall is £40 during opening hours and in £60 evenings and on weekends for private, £30, and £45 for faith, £25 and £30 for community and £12.50 and £30 for start-up respectively.</p> <p>There is little to no development potential of the existing facilities and the overall quality is substandard.</p> <p>The overall condition of the facility is poor.</p>
John F Kennedy Special School	-	Unable to gain access
Kingsford Community School	62%	<p>Kingsford Community School was built in 2003 and is in good condition. It is a PFI funded state secondary school with no 6th form school. There are two sports halls on-site. One is a five-court main sports hall and other is a one court activity hall.</p> <p>A new building was opened 5 years ago. It includes theatre/studio with retractable seating and residential rooms (22).</p> <p>However, there has been no refurbishments of sports halls. There is community access and external lets are for weekday evenings and weekends. The overall condition of the facility is good and there is not much potential for development.</p> <p>The overall condition of the facility is good.</p>
Langdon Academy	54%	<p>The school sports hall was built in 2003. The hall is furnished with nets and the floor is extensively marked for multi-genre use.</p> <p>There is no community access, and the sports hall is restricted for private use. The overall condition is good with standard ancillary facilities and some potential for the development of the facility.</p>
Lister Community School	59%	<p>The main hall and one of the activity halls were built in 1984 which was refurbished in 2011. Its dimensions are 33x23m. There are 5 badminton courts, multiple basketball courts, markings for netball and volleyball.</p> <p>One other activity hall was built in 1950</p> <p>Fitness studio was built in 2006. This dance studio's size is 15x15m.</p> <p>Health and fitness gym was added in 2011.</p> <p>Lots of extracurricular activities take place during lunchtime and after school hours.</p> <p>The overall condition of the facility is average.</p>
Little Ilford Learning Zone	-	Site closed (not clear if this is permanent)

London Borough of Newham

Interim Built Leisure Needs Assessment 2022

Facility Name	Quality Score	Commentary
Little Ilford School	59%	<p>There are two sports halls on site built in 1950. The main sports hall is 759 sq. m and 33m x 23m. The site is open weekdays between 18:00 - 21:00 and on weekends between 10:00 - 14:00 p.m. There are 5 badminton courts, 2 nets basketball/volleyball/netball court).</p> <p>The other is a small sports hall which is 180 sq m and 10m x 18m.</p> <p>The general condition of the facility is average with the main hall in slightly better condition than the activity hall. There is some development potential with moderate need for capital investment.</p> <p>The overall condition of the facility is average.</p>
Methodist Church Bryant St Community Centre	39%	<p>The community centre was opened in 1977 and refurbished in 2008. It is open seven days a week. There is pre-school from 8 a.m. to 6 p.m. from Monday to Friday. There are also Zumba sessions on Mondays and Thursdays. There is also Sunday School and activities for Young People</p> <p>The hiring costs of the facility are - Main Hall: £70.00/hour There is also another small room/hall which is available for hire. It is called as David Lapworth Hall and the cost of hiring it is £37.50/hour.</p> <p>The overall condition of the facility is poor.</p>
Newham College Of Further Education	-	Unable to gain access
Newham Leisure Centre	52%	<p>Newham Leisure Centre opened in 1990 and is the largest leisure centre in Newham, currently managed by Active Newham. There two sports halls. The main sports hall is an 8-court sports hall and there is another 6-court sports hall, a multi-sports centre. The general condition of the leisure centre is average however, the sports halls are of average – good quality. The floor surface of the 8 -court hall is deteriorating badly and courts may have to close if the condition worsens. Car parking and good transport links as it is located on main road/close to underground. There is little development potential with moderate capital investment.</p>
Newham Sixth Form College	64%	<p>The multi-purpose sports hall was built 1975 and refurbished in 1995. The facilities available for hire and private use and lettings are available 7 days a week with extended opening hours during school holidays. Timings for hire include Monday to Friday: 17:00-22:00 & Saturday-Sunday: 09:00-17:00. However, the college does not accept bookings for hire from any religious or political groups. It contains markings for badminton, basketball, netball, and 5-a-side football. The hall also contains four additional training hoops for basketball and two cricket training nets. Changing and shower facilities are available in the sports centre as part of the hire</p> <p>Overall, the quality of the facilities is good, and the condition of sports hall is above average with potential for further development.</p> <p>The overall condition of the facility is good.</p>
Oasis Academy Silvertown	79%	<p>A double height sports hall and main hall/performance area in 2022 as part of the brand-new secondary school building, codenamed the 'superblock' 30 seconds from West Silvertown DLR Station</p>

London Borough of Newham

Interim Built Leisure Needs Assessment 2022

Facility Name	Quality Score	Commentary
		<p>No community use of the facility available at present.</p> <p>The overall condition of the sports halls is very good.</p>
Plasht School	-	Unable to gain access.
Rokeby School	84%	<p>In 2010, Rokeby moved from its previous site in Stratford to new purpose-built premises on the Barking Road in Canning Town. This site has a sports hall which is 918 sq m. It comprises 1 basketball court, 2 volleyball courts and 6 badminton courts.</p> <p>The sports hall is let out between Monday-Friday: 18:00:00 - 22:00:00, Saturday: 13:00:00 - 17:00:00 and Sunday: 09:00:00 - 17:00:00</p> <p>The overall condition of the facility is excellent including ancillary facilities and is served well by public transport.</p>
Royal Docks Academy	64%	<p>The school building which opened in 1999 is a purpose-built, mixed, community comprehensive school. It has a large sports hall with 4 badminton courts and measures 29m x 17m with markings for badminton, basketball, football, and netball. Adjacent to the sports hall are changing facilities which are available as part of the hire.</p> <p>Lettings are open 7 days a week. Cost of hiring: Full Hall - 29 x 17: £64/hour and Half Hall - 15 x 9: £32/hour x1 Badminton Court: 7 x 4: £16/hour X2 Badminton Courts - 15 x 9: £32/hour X3 Badminton Courts - 22 x 13: £48/hour x4 Badminton Courts - 29 x 17: £64/hour</p> <p>The facility is used by the academy for many extra-curricular activities after school and during lunch break like netball, futsal, and basketball.</p> <p>The facility is accessible by public transport. The sports hall is in good condition with standard ancillary facilities and has some potential for development.</p> <p>The overall condition of the facility is good.</p>
Royal Docks Learning & Activity Centre	36%	<p>The sports hall is of approx. 30x10m average quality not well lit and not primarily used for sporting activities. The facility is owned and run by charitable organisation. It is open for public use. It is often used by community organisations</p> <p>The facility can be rented by anyone post school activities.</p> <p>It has a café, garden and small hard outdoor basketball court which is floodlit. The cost of hiring the main hall is £40 up to 2 hours for setting up and £40 for 1 hour for clearing up.</p> <p>Small car parking and not much space for bike parking. The overall condition of the sports hall is poor and there is not much scope of development. The ancillary facilities are of standard quality as well.</p>

London Borough of Newham

Interim Built Leisure Needs Assessment 2022

Facility Name	Quality Score	Commentary
Saint Bonaventure's School	-	Unable to gain access
Sarah Bonnell School	-	Unable to gain access The sports hall is used by the school to deliver enrichment curriculum
School 21	75%	<p>The sports hall was built in 2000. The facilities for hire in East London offered by Schools Plus at School 21 are open for public use in the evenings, weekends and the school holiday period.</p> <p>A modern, well lit, multi-purpose Sports Hall, ideal to hire for Badminton, Indoor Football, Cricket and more. It has a wooden sprung flooring, 4 badminton courts, line markings for indoor football, badminton and basketball and also provides netball posts, badminton posts, cricket nets, fitness mats and football goals. There are showers, toilets and changing facilities nearby. Prices from £60 per hour for evening and weekend bookings. Use of the facility for holiday bookings a daily rate from £350 per day.</p> <p>There is another primary hall which can be hired for a range of activities and events like workshops and fitness classes. The Primary Hall can accommodate a large number of guests. It has a heavy-duty lino flooring with wood effect. Prices from £60 per hour for evening and weekend bookings. Use of the facility for holiday bookings a daily rate from £350 per day.</p> <p>A bright Dance Studio complete with sprung wooden flooring, a mirrored wall, and air conditioning. It has a sprung wooden flooring. Mirrored wall complete with Ballet Baree. Ideal space for Dance rehearsals, Fitness classes and more. Prices from £35 per hour for evening and weekend bookings. Use of the facility for holiday bookings a daily rate from £350 per day.</p> <p>Overall the facility is in good condition with good quality ancillary facilities and has development potential.</p>
Sportsdock	88%	<p>Two excellent quality large arenas that can accommodate many sports, such as badminton, basketball, and volleyball. The home of Team USA for London 2012, and now the training space for professional basketball team, the London Lions, come and play where legends train.</p> <p>The sports halls are in sizes of 40m x 37m which have up to 750 LUX lighting & 7.6m high ceilings 1 Basketball show court, 10 Badminton courts, 2 Basketball match courts, 2 volleyball match courts 4 volleyball practice courts, 1 Futsal show court</p> <p>Additionally, the university offers multi-use studio and a refurbished health & fitness gym which has a new virtual cycling studio and optimal zone All the facilities are easily accessible and open for community use.</p> <p>The overall condition of the facility is excellent and there is even potential to further develop the site.</p>

London Borough of Newham

Interim Built Leisure Needs Assessment 2022

Facility Name	Quality Score	Commentary
St Angelas Ursuline School	-	Unable to gain access
Stratford School Academy	79%	<p>Stratford School Academy is a school at the heart of the local community. The school was built in 1957 however, all the facilities have been refurbished in 2015. Various facilities are available for public or private hire after school hours and school holidays.</p> <p>The two modern and inclusive school environments are fully accessible. There is one lift on each site which provides access to all floors, disabled parking bays, hygiene suites and disabled toilets to allow visitors to take better advantage of the facilities.</p> <p>A wide range of sports facilities are also accessible to the community; two sports halls, two square meter playgrounds, two drama studios with lighting and interactive whiteboards. Sports Hall (10x badminton court): £25/hour for weeknights, £35/hour for Saturdays and £45/hour for Sundays & bank holidays Assembly Hall: £20/hour for weeknights, £30/hour for Saturdays and £40/hour for Sundays & bank holidays Drama Studio: £15/hour for weeknights, £25/hour for Saturdays and £35/hour for Sundays & bank holidays Timings: Weekdays – 4:00pm until 10:00pm, or during school holidays Saturdays – the premises will be available to hire from 9:00am until 12:00am Sundays and Bank Holidays – the premises will be available to hire from 10am until 12am</p> <p>The overall condition of sports halls is good.</p>
The Froud Centre	46%	<p>The Froud Centre was built in 1990 and refurbished in 2009. Now called as the Aston-Mansfield Community Centre, it offers a range of rooms for meetings, training events, sports classes and more. It also offers a range of affordable office units. The centre is open 7 days a week. Rooms vary from capacity for 5 people to rooms for approximately 70 people, and downstairs space has disabled access.</p> <p>The activity hall is of average quality with limited ancillary facilities.</p>
Trinity Centre	36%	<p>Trinity was established in 1972. Trinity centre has a large hall for hire for community activities.</p> <p>Hire costs £90 an hour during weekends (minimum booking 3-5hrs) £100 per session during weekdays (2.5-3hr session) for Regular Bookings.</p> <p>The overall condition of the large hall is poor and does not have much potential for further development</p>
Trinity Community Centre	36%	<p>The Trinity Community centre was built in 1987. The activity hall is available for conferences, private functions and activities and has a seating capacity of 80 people.</p> <p>The cost of hiring for community use differs depending on the purpose of hire. Main Hall: Private/Commercial hire costs £35 during opening hours and £50 on evenings & weekends Main Hall: Faith hire costs £25 during opening hours and £40 on evenings & weekends Main Hall: Community hire costs £20 during opening hours and £25 on evenings & weekends Main Hall: Start-up hire costs £12.50 during opening hours and £25 on evenings & weekends</p>

London Borough of Newham

Interim Built Leisure Needs Assessment 2022

Facility Name	Quality Score	Commentary
		<p>Middle Hall: Private/Commercial hire costs £25 during opening hours and £40 on evenings & weekends Middle Hall: Faith hire costs £20 during opening hours and £30 on evenings & weekends Middle Hall: Community hire costs £15 during opening hours and £20 on evenings & weekends Middle Hall: Start-up hire costs £7.50 during opening hours and £20 on evenings & weekends The above venues are available for hire Mon-Sun 9am-11pm.</p> <p>The overall condition of the facility is poor.</p>
Vicarage Primary School	82%	<p>Vicarage Primary School was built in 2005. There are two sports halls on site. The size of the activity hall with one badminton court is 10.00 m x 18.00 m</p> <p>The sports halls are available for hire after school hours. Hours of letting are as follows: Weekdays (Mon-Thurs) 5:30pm – 8:30pm Fridays 5:30pm – 9:30pm Saturdays 9:00am – 11:30pm Sundays 9:00am – 3:30pm Hire costs for Monday to Thursday: £25, Friday & Saturday: £65 and Sunday £65.00</p> <p>The overall condition of the sports halls is excellent and there is potential for development with moderate capital investment.</p>

- 4.50. The London Borough of Newham owns 4 sports halls within the borough; this includes two sports halls at Newham Leisure Centre, one sports hall at East Ham Leisure Centre and one sports hall at the John F Kennedy School. The Sport England and National Governing Bodies of Sport recommended size for a 4-court size hall for community participation is 690 sq. m. This size sports hall provides additional space between courts, run off space and space for coaching and teaching school PE. The only local authority owned 4 court sports hall is at East Ham Leisure Centre is 690 sq. m.
- 4.51. The size of sports halls in the London Borough of Newham varies. The most common size is 4x badminton courts of which there are 11 in borough. Sports halls on education sites often have smaller size sports halls with dimensions of 363 sq. m since education authorities consider this acceptable for curriculum use. However, a relatively large number of 4 badminton court size sports halls on school sites in the London Borough of Newham with the larger dimensions 690 sq. m which is good and can provide for all the indoor hall sports at the community level of participation and accommodate club sport programmes. These sports halls are located at School 21, Eastlea Community School, Forest Gate Community School, Saint Bonaventure's School, St Angelas Ursuline School and Stratford School Academy. All these schools offer community access to sports clubs/community associations, with the exception of Stratford School Academy.
- 4.52. The Sport England and National Governing Bodies of Sport recommended size for a 6- badminton court size sports hall is 932 sq. m, again providing adequate spacing between courts and run off. There are 6 no 6 x badminton court size sports halls in the London Borough of Newham and half of these are 932 sq. m whilst the remaining 3 are 891 sq. m.

London Borough of Newham

Interim Built Leisure Needs Assessment 2022

- 4.53. The oldest sports hall in the London Borough of Newham at Little Ilford School which was built in 1950 and is 73 years old. The sports hall was refurbished in 2015. The sports hall is not a standard size.
- 4.54. The sports hall and activity hall facilities across LB Newham are in relatively good condition. However, Newham Leisure Centre is beginning to show signs of age and the 8 court sports hall is now 33 years old. The average age of sports halls in the London Borough of Newham in 2023 is 28 years. The average age span of a sports hall is 35 – 40 years. It should be noted that there are plans to build a new sports hall as part of a redevelopment of the Carpenter and Docklands Centre and this is due to open in 2024.
- 4.55. The average age of activity halls in the London Borough of Newham is 45 years old. The oldest facility is Trinity Centre built in 1900.
- 4.56. This overall range of provision within the Borough means the activities/sports can be separated. Big space sports such as badminton, basketball, and trampolining can be accommodated in the main halls. Whilst the smaller activity halls can accommodate small space sports and activities, such as Pilates, yoga and martial arts.

Accessibility

- 4.57. In the London Borough of Newham approximately 23% of the population do not have access to a car; this compares to an average of 17.6% of the population in the South East region and for England wide. The percentage of the population without access to a car is important, because it influences travel patterns to sports halls. If there is a high percentage of the population without access to a car, then a network of local accessible sports halls for residents who either walk or use public transport to travel to a sports hall becomes much more important.
- 4.58. It is important to stress that in locating and designing future physical activity provision in the Borough, there will be a focus on access using active travel /public transport routes as opposed to private transport. This aligns to the principles of more local provision and access based around a 15-minute neighbourhood approach.
- 4.59. Map 8 shows that there are large areas of the London Borough of Newham that are not within a 15-minute walk catchment of a community accessible sports hall facility. This is particularly the case to the east and southeast (Beckton, Manor Park, Royal Dock) and west (Canning Town) of the borough. Map 10 presents a similar picture for activity halls in the borough with areas including the east and southeast of the borough (Beckton and East Ham) outside a 15-minute walk catchment of an activity hall. There are also parts of the northeast (Stratford New Town, Canning Town North) outside a 15-minute walking catchment area.

London Borough of Newham

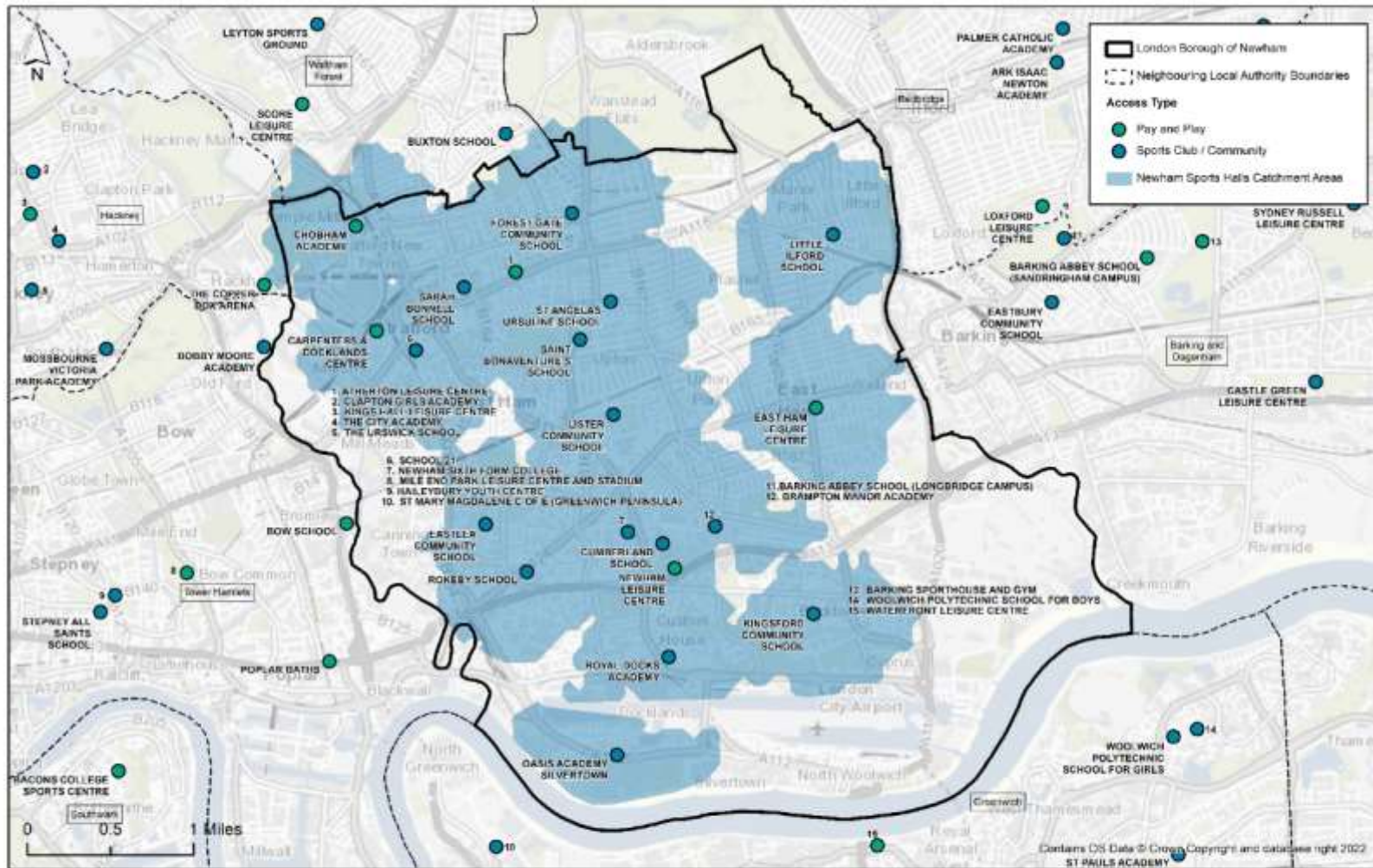
Interim Built Leisure Needs Assessment 2022

- 4.60. Map 9 shows that virtually the whole of the borough, is within a 20 minute public transport travel time catchment area of a community accessible sports hall. The exception to this is the far southeast of the district (Beckton ward) and land immediately bordering the Thames. Map 11 presents a very similar picture for a 20 minute public transport travel time catchment area for activity halls within the borough.

London Borough of Newham

Interim Built Leisure Needs Assessment 2022

Map 8: Sports Halls with Pay and Play Community Access catchment areas (15 min walk)

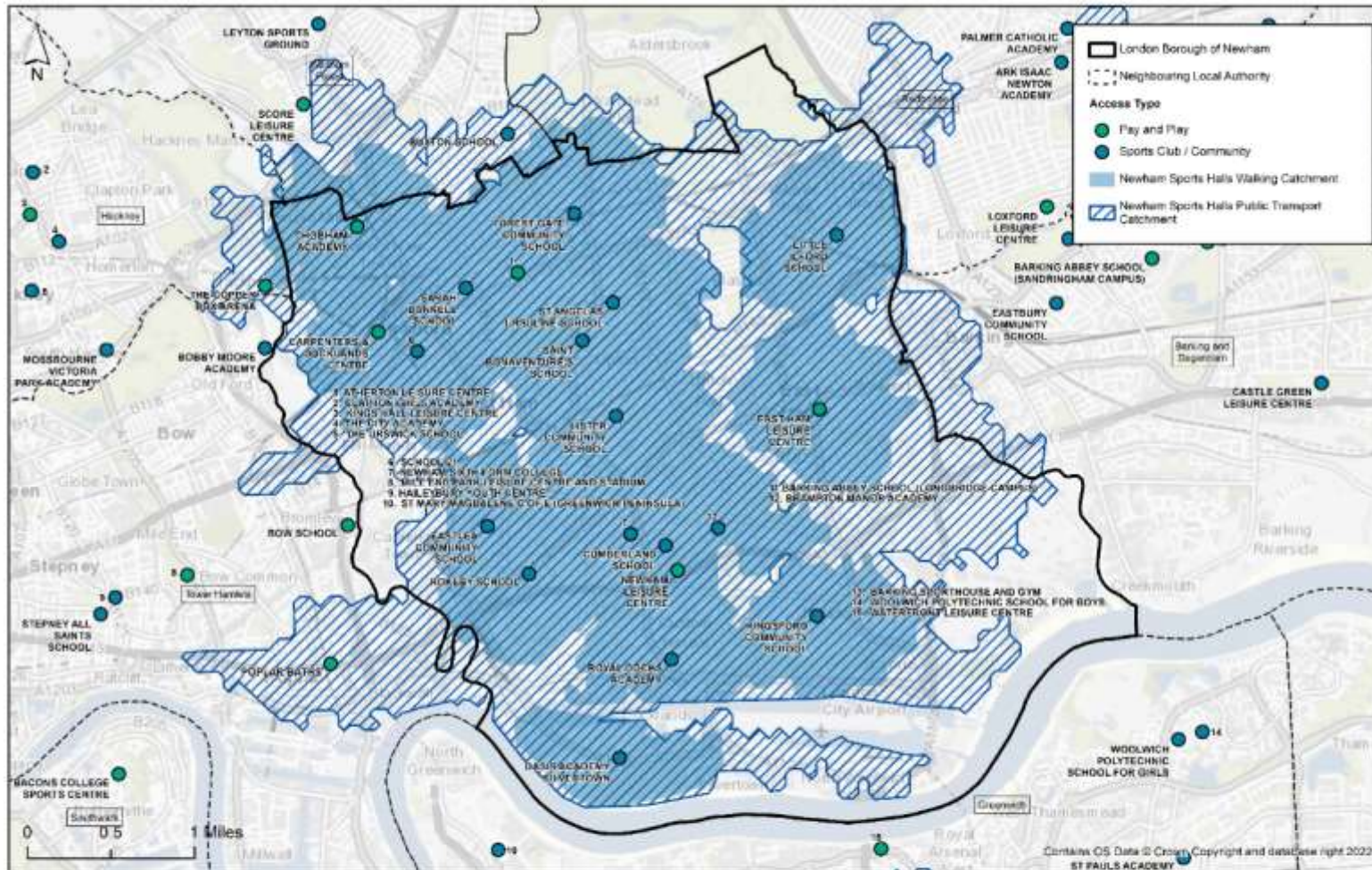


Sports halls with community pay and play or sports club/ community association use 15 minute walktime catchment in Newham

London Borough of Newham

Interim Built Leisure Needs Assessment 2022

Map 9: Sports Halls with Pay and Play Community Access catchment areas – 15 minute walktime catchment area and 20 minute public transport travel time

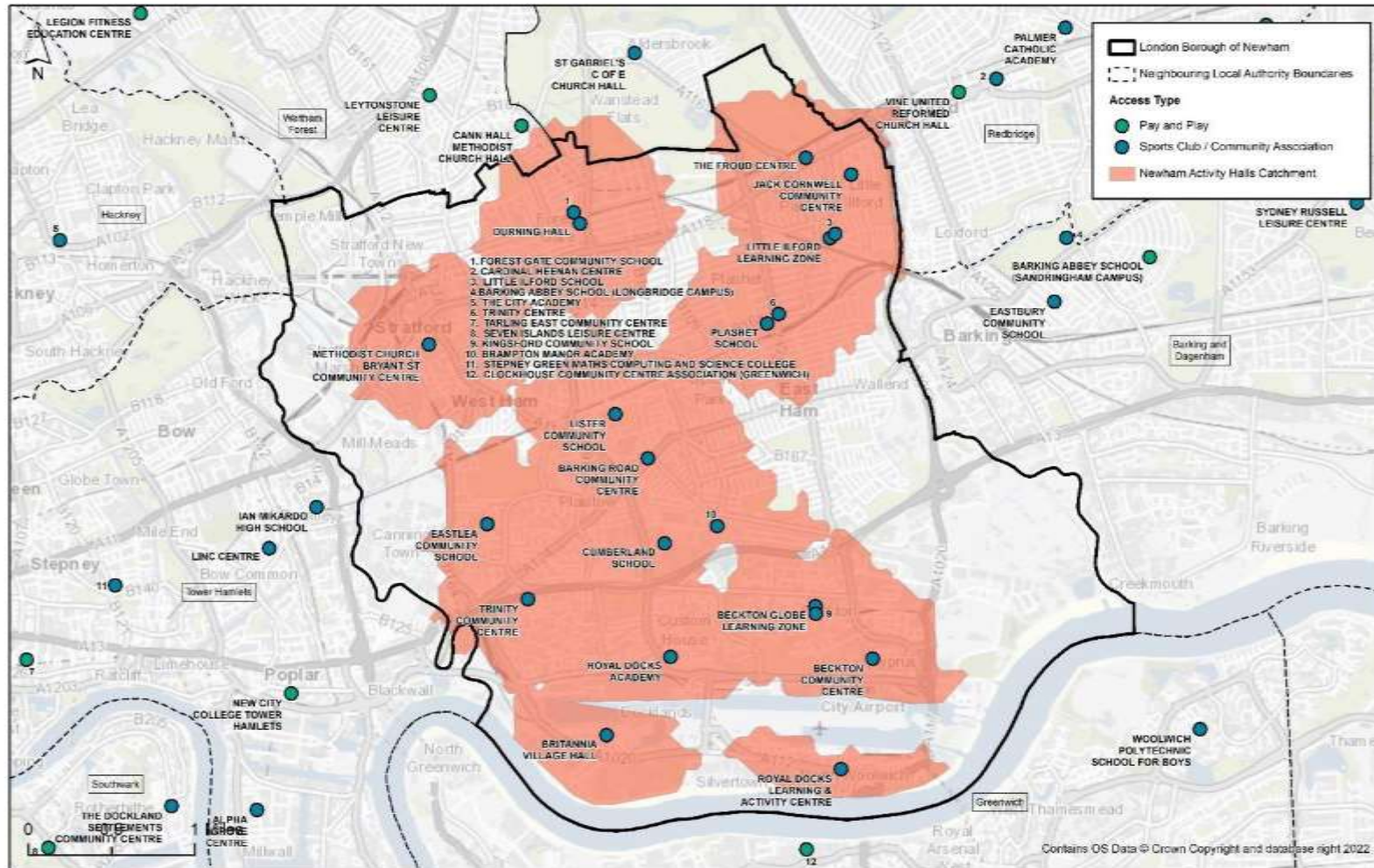


Sports halls with community pay and play or sports club/ community association use 15 minute walktime catchment and 20 minute public transport catchment in Newham

London Borough of Newham

Interim Built Leisure Needs Assessment 2022

Map 10: Activity Halls with Pay and Play Community Access catchment areas (15 min walk)

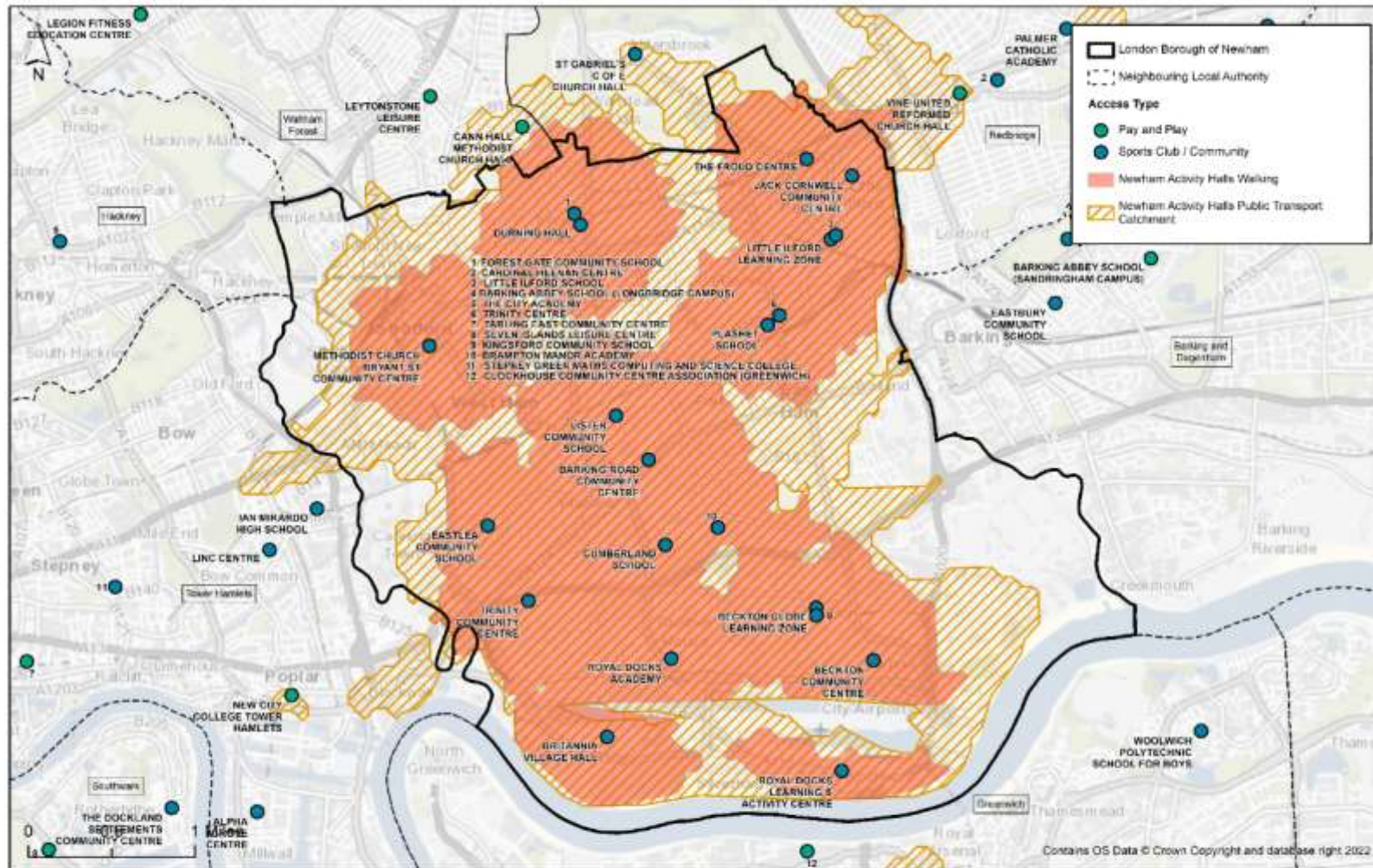


Activity halls with community pay and play or sports club/ community association use 15 minute walktime catchment in Newham

London Borough of Newham

Interim Built Leisure Needs Assessment 2022

Map 11: Activity Halls with Pay and Play Community Access catchment areas — 15 minute walktime catchment area and 20 minute public transport travel time



Activity halls with community pay and play or sports club/ community association use 15 minute walktime catchment and 20 minute public transport catchment in Newham

London Borough of Newham

Interim Built Leisure Needs Assessment 2022

Availability

- 4.61. Table 16, together with Maps 5 and 6 highlight that there is a high level of sports hall and activity hall provision in the London Borough of Newham. However, the majority are on education sites and only provide for sports club/association use (usually outside of school hours). Taking these sites out of the equation in terms of community access significantly reduces the number of sports halls available. There is little impact on availability as the education facilities are principally available for sports clubs and groups, not pay and play access. Accessibility is also not impacted by excluding the education facilities as these are not accessible for pay and play use. (See Map 9 which shows that a community accessible sports hall can be reached in 20 minutes on public transport by virtually the whole of the borough, but this is not the case if access is based on a 15-minute walktime catchment. Whilst a community accessible sports hall would typically be open from 7am – 10pm weekdays and 9am – 6pm weekends, a facility on an education site, if open to community use will be open from 5pm – 9pm weekdays and 9am – 5pm weekends as demonstrated in Table 16 above. Opening hours for community halls vary significantly depending on how they are operated but they would typically not be open for as many hours as a community access sports hall.

National Governing Bodies (NGB's)

- 4.62. Consultation was undertaken with National Governing Bodies (NGB's) to identify their views on the need for sports hall provision in London Borough of Newham. The views of NGBs (representing sports hall sports) who responded are included in Appendix 3. Based on the feedback provided by NGB's, the following priorities have been identified:
- 1. Boxing** – England Boxing has three priorities based on consultation. A) Building stronger communities through outreach programmes, working with schools and councils of which the school activators programme has been successful for the NGB. B) Inclusivity – England Boxing would like to engage with women and girls, ethnic groups, disability groups and LGBTQ+ to make the sport more inclusive. C) Helping clubs to be sustainable and resilient financially and support clubs to be more community focussed. Most leisure and community centres in Newham hold recreational and fitness boxing sessions. The main focus of Boxing England is on the actual boxing clubs in Newham to help increase the number of volunteers, improve their long term sustainability, provide opportunities in economically deprived communities and improve inclusivity. There are 5 clubs: - Newham Boys Boxing Club, Fairbairn Boxing Club, Fight for Peace, West Ham Boys and Peacock Boxing Club.
 - 2. Netball** –England Netball would like to protect the key netball sites in the borough, promote walking netball, Netball Now and Back to Netball initiatives in addition to opening up schools for community use post covid, creating more invitational spaces for people to come together to play netball and creating a central hub to support grassroots netball. Key clubs in the area are Leyton Netball Club and London Pulse Club. Long terms plans include providing more spaces for informal netball activity, in line with the London Borough of Newham's StreetMekka plans. Other plans include provisions for netball in Play Zones as part of street sports, a multi-investment project funded by the Football Foundation. Finally, England Netball would like to promote initiatives such as Walking Netball, Netball Now and Back to Netball.

London Borough of Newham

Interim Built Leisure Needs Assessment 2022

3. **Badminton** –The current priorities for Badminton England are to support and help all the clubs to grow and become sustainable and increase opportunities not only within junior grassroots badminton, but also within adult badminton. In the long run, the governing body would like to be more involved in facility management to secure access to indoor sports facilities for the badminton community and provide access to more opportunities within junior badminton across the area. Another priority would be to re-engage schools in growing the delivery of badminton across schools and making more schools and other facilities accessible for community use. Badminton England would also like to receive support in providing cheaper access to indoor sports facilities and increase investment into indoor sports facilities to ensure they are kept operational and to a high standard. Key clubs for the delivery of badminton in Newham are London East Badminton Club and The Badminton Collective.

4. **Gymnastics** – East London Gymnastics club is the only dedicated facility in Newham and is currently under threat of being closed. London Gymnastics understands it is proposed that the facility and land is redeveloped for housing. As yet, it seems that no planning application has been made but the club has been advised that a much smaller facility with one training hall would be included in the new development. This would pose a number of challenges for the club A) They would be closed for a minimum of 2 years while the demolition and rebuild took place B) The proposed much smaller new facility would not allow for the level of gymnastics and community use that is currently provided. C) During the redevelopment a suitable venue would be required so that their equipment could be used and the club maintained. D) If no suitable venue is provided then the club would close to the detriment of the current users and a viable and important gymnastics club and venue would be lost for those in Newham and the greater London area. E) The proposal only allows for very limited car parking with the option to hire additional spaces. As the club has 14 coaches plus administrative staff this is not viable without allowing for the parents of the gymnasts etc. F) The new facility does not have the minimum ceiling height of 8m required for high level training. The preferred ceiling height is 10m. The loss of this facility would have a detrimental effect on not just the local community that it serves with but the gymnastics provision within Newham and Greater London. London Gymnastics’ future priorities include additional suitable venues. Sports halls, leisure centre, schools and community centres with appropriate facilities Ceiling height of between 8m and 10m, storage facilities for equipment and realistic hire rates as many in the borough are on limited incomes. Ascension Eagles Club is also in a similar position.

Sports Halls- Assessment Summary to Date

4.63. The assessment work to date identifies:

Table 19: Sports halls assessment work to date

Facility Type- Sports Halls	Key Points
Quantity	<p>The supply analysis identifies that Newham has a total of 63 sports hall/activity halls across 42 sites (refer to Map 5). Table 16 details all sports halls and activity halls in the Borough.</p> <p>There are:</p> <ul style="list-style-type: none"> • A total of 38 activity halls and 24 main halls across 40 sites (N.B. Little Ilford School and Little Ilford Learning Zone classed as one site)

London Borough of Newham

Interim Built Leisure Needs Assessment 2022

Facility Type- Sports Halls	Key Points
	<ul style="list-style-type: none"> • 24 main sports halls in total (all strategic size i.e. 3 courts +) • 4 community pay and play sports halls (strategic size 3+ courts) – Carpenters & Docklands Centre, Chobham Academy, Newham Leisure Centre and East Ham Leisure Centre • 15 community accessible sports halls i.e. available for sports club/community association hire. <p>17 of the sports halls are managed by schools or colleges, 3 sports halls are managed by the London Borough of Newham’s leisure operator, ActiveNewham, 1 sports hall is managed by a community organisation, 2 sports halls are managed in house by the local authority and 1 sports hall is operated by commercial management.</p>
Quality	<p>The sports hall and activity hall facilities across LB Newham are in relatively good condition. However, Newham Leisure Centre is beginning to show signs of age and the 8 court sports hall is now 33 years old.</p> <p>The average age of sports halls in the London Borough of Newham in 2023 is 28 years. The average age span of a sports hall is 35 – 40 years. It should be noted that there are plans to build a new sports hall as part of a redevelopment of the Carpenter and Docklands Centre and this is due to open in 2024.</p> <p>The average age of activity halls in the London Borough of Newham is 45 years old. The oldest facility is Trinity Centre built in 1900.</p>
Accessibility	<p>There are large areas of the London Borough of Newham that are not within a 15-minute walk catchment of a community accessible sports hall facility. This is particularly the case to the east and southeast (Beckton, Manor Park, Royal Dock) and west (Canning Town) of the borough.</p> <p>It is a similar picture for activity halls in the borough with areas including the east and southeast of the borough (Beckton and East Ham) outside a 15-minute walk catchment of an activity hall. There are also parts of the northeast (Stratford New Town, Canning Town North) outside a walking catchment.</p> <p>Virtually the whole of the borough is within a 20 minute public transport travel time catchment area of a community accessible sports hall. The exception to this is the far southeast of the district (Beckton ward) and land immediately bordering the Thames.</p> <p>It is a very similar picture for a 20-minute public transport travel time catchment area for activity halls within the borough.</p>
Availability	<p>There is a high level of accessible sports hall and activity hall provision in the London Borough of Newham. However, the majority are on education sites and only provide for sports club/association use (usually outside of school hours). Whilst a community accessible sports hall would typically be open from 7am – 10pm weekdays and 9am – 6pm weekends, a facility on an education site, if open to community use will be open from 5pm – 9pm weekdays and 9am – 5pm weekends.</p> <p>Opening hours for community halls vary significantly depending on how they are operated but they would typically not be open for as many hours as a community access sports hall.</p> <p>As the borough population grows, there will be a need for additional provision in the areas/accessible to, where growth occurs.</p>

N.B Demand analysis to be added once all feedback is received from schools, clubs and neighbouring local authorities.

London Borough of Newham

Interim Built Leisure Needs Assessment 2022

Swimming Pools

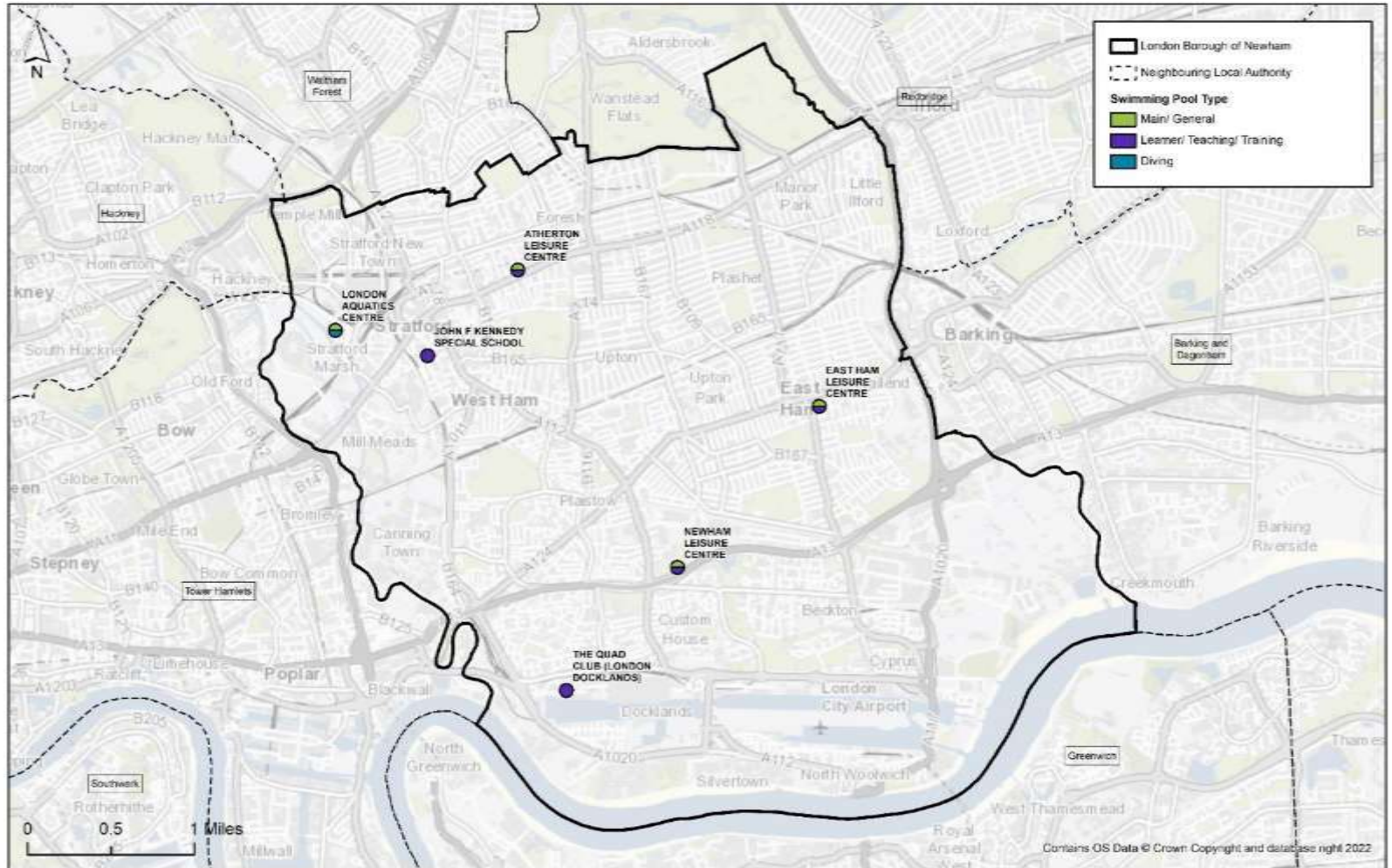
Swimming Pools: Quantity

- 1.61 There are 11 swimming pools in The London Borough of Newham across 6 sites. These pools are shown in Table 20 and Map 12 below. Strategic sized pools are those of 160 sq. m plus: there are 7 of these in The London Borough of Newham and 4 of these are owned by the Council and operated by ActiveNewham leisure trust. There are also 3 strategic sized pools including a 10 lane 50 m main pool, 50 m training pool and a diving pool located at the London Aquatics Centre, which is owned by the Olympic Delivery Authority and operated by Greenwich Leisure Limited. The 50 m training pool has a moveable boom which can split the pool into 2x 25m swimming pools to allow for flexibility in programming. The diving pool also has a moveable floor which can be set from ground level up to 5 m in depth. This again allows for flexibility in programming.
- 1.62 A total of 9 out of the 11 swimming pools in the borough are community accessible pay and play pools. This is a very high proportion. A total of 6 of these pools are owned by the local authority and 7 of the pools are strategic sized pools. This shows that there is a heavy reliance on local authority swimming pool provision in the borough. There is 1 hydrotherapy pool located at the John F Kennedy Special School and is for private use by pupils only. At the time of writing this report the pool was temporarily closed following the Covid pandemic. There is also 1 learner pool located within a hotel complex in the London Docklands and is for guests and registered membership use only.
- 1.63 The swimming pools in the borough vary in age. The oldest 2 facilities are both Council owned- East Ham and Atherton leisure centres. Atherton Leisure Centre swimming pools were originally built in 1934 but were rebuilt within the last 15 years. The learner pool now has a moveable floor. Newham Leisure Centre pools were built in 1990 but have not been refurbished. Both facilities are now looking tired and showing signs of age. It should be noted that the average lifespan of a leisure centre (including a pool) is 30-35 years.

London Borough of Newham

Interim Built Leisure Needs Assessment 2022

Map 12: Swimming Pools by Type



Swimming Pools by type in Newham

London Borough of Newham

Interim Built Leisure Needs Assessment 2022

Table 20: Swimming Pools in The London Borough of Newham

Site name	Post Code	Facility Type	Lanes	Area sq. m	Access Type	Ownership Type	Management Type	Pay and Play	Year Built	Year Refurbished
Atherton Leisure Centre	E15 4JF	Main Pool	6	325	Pay and Play	Local Authority	Trust	✓	1934	2016/17 (rebuild)
Atherton Leisure Centre	E15 4JF	Learner Pool	0	200	Pay and Play	Local Authority	Trust	✓	1934	2016/17 (rebuild)
East Ham Leisure Centre	E6 2RT	Main Pool	6	325	Pay and Play	Local authority	Trust	✓	2001	-
East Ham Leisure Centre	E6 2RT	Learner Pool	0	84	Pay and Play	Local Authority	Trust	✓	2001	-
John F Kennedy Special School	E15 4RZ	Learner Pool	4	105	Private	Education	School/College/University		2018	-
London Aquatics Centre	E20 2AQ	Main Pool	10	1250	Pay and Play	Community Organisation	Trust	✓	2011	-
London Aquatics Centre	E20 2AQ	Diving	0	500	Pay and Play	Community Organisation	Trust	✓	2011	-
London Aquatics Centre	E20 2AQ	Main Pool	8	1050	Pay and Play	Community Organisation	Trust	✓	2011	-
Newham Leisure Centre	E13 8SD	Main Pool	6	325	Pay and Play	Local Authority	Trust	✓	1990	-
Newham Leisure Centre	E13 8SD	Learner Pool	0	65	Pay and Play	Local authority	Trust	✓	1990	-
The Quad Club (London Docklands)	E16 1AL	Learner Pool	1	84	Registered Membership Use	Commercial	Commercial Management		2003	-

London Borough of Newham

Interim Built Leisure Needs Assessment 2022

1.64 The analysis of the overall swimming pool supply in The London Borough of Newham is as follows:

Table 21: Analysis of Swimming Pool Supply in The London Borough of Newham

	No of Pools	No of sites
Total Number of Pools	11	6
Community Use Swimming Pools (pay and play and sports clubs/community associations)	9	4
Main Pools	5	4
Learner Pools	5	5
Diving Pools	1	1
Leisure pools	0	0
Education Sector (Sports Clubs and Associations)	0	0
Private Sector/Other	2	2
Lido	0	0

Swimming Pools: Quality

- 4.64. Detailed quality assessments have been undertaken on the three London Borough of Newham pools in the Borough; these are summarised in Appendix 2 and Table 22. The quality scores are explained in Table 13 and below:
- 4.65. It is important to note, as set out in paragraphs 4.22 and 4.23 that :
- 4.66. A facility scoring highly in terms of visual quality and condition (good – excellent) is likely to require less investment than one which in a poorer visual condition (average – very poor). The combination of the scores, results in the facility rating, and identification of investment need (significant, moderate etc.).
- 4.67. It is important to highlight that in undertaking the quality assessments, each element of the facility e.g. sports hall, pool etc is given a qualitative assessment, and the overall facility is also given an overall qualitative mark. Therefore, a sports hall can be of poor quality, but the overall facility score could be good. Overall scores for each facility are included in Appendix 2).

London Borough of Newham

Interim Built Leisure Needs Assessment 2022

Table 22: Quality ratings

Key	Rating
>80%	Excellent
60% - 80%	Good
40% - 59%	Average
20%-39%	Poor
<20%	Very Poor

Table 23: Summary Qualitative Assessments- Swimming Pools (the quality score is just for the swimming pool)

Facility	Overall Quantitative Score for Facility %	Qualitative Score for Swimming Pool	Need for Investment-Overall Facility
Atherton Leisure Centre	64%	<p>The pools are in good condition. The main pool and learner pool are both in good condition, having been refurbished within the last 15 years. Both pools offer a balanced programme of child and adult swim lessons, and casual swimming. The pool is also hired out by Newham Swim Club. All sessions have to be pre-booked post Covid. The family swim sessions are not currently operating due to Covid. There is disability access and Changing Places toilet facilities.</p> <p>The facility is in good condition.</p>	Moderate
East Ham Leisure Centre	54%	<p>The Pools are in good condition. There is spectator seating overlooking the main pool and the facility is used for galas, although there is approximately only 1 gala per annum. The main pool is also used by Newham Swim Club. Approximately 4 local schools use the pool per day. There are 3 small flumes which are located in a separate area to both the main pool and learner pool but these have not been used since Covid due to difficulty in sourcing lifeguard cover. The site has limited parking and poor natural presence, positioned behind the Town Hall.</p> <p>The facility is in average condition.</p>	Moderate
John F Kennedy Special School	Unable to gain access. Temporarily closed following Covid pandemic.		
London Aquatics Centre	96%	The pools are in excellent condition.	Minimal

London Borough of Newham

Interim Built Leisure Needs Assessment 2022

Facility	Overall Quantitative Score for Facility %	Qualitative Score for Swimming Pool	Need for Investment-Overall Facility
		Key swim clubs that use the site include Newham SC, Hackney SC and Greenwich SC. Approximately 40 – 50 clubs use the pool facilities. The diving pool has a moveable floor which can go down to a depth of 5m and is used by the Tom Daley Diving Academy. The 10 lane 50m pool and is used for fitness and competitions. There is a GLL swim school and an Aqua Splash holiday camp for children aged 8+. There is full disability access.	
Newham Leisure Centre	52%	Both pools are in good condition. However the overall facility is tired and in average condition. The facility has had no significant investment over the years other than changing room refurbishment. The main pool is shallow at both ends and therefore cannot be used by swim clubs. There is a poolside hoist and steps into the pool. There is also an accessible changing room and shower.	Moderate
The Quad Club (London Docklands)	59%	This health club pool is in excellent condition and operates with associated spa facilities and gym for hotel guests and registered membership use. The pool s in average condition.	Minimal

1.65 The London Borough of Newham’s swimming pools are in average - good or excellent condition overall. Newham Leisure Centre would benefit from significant investment overall, as would Atherton Leisure Centre. East Ham is less of a priority for investment.

Swimming Pools: Accessibility

4.75 The drive time catchment area is based on 20 - minutes travel time by public transport. It is important to ensure that pools are as accessible as possible to those walking or using public transport. The London Borough of Newham’s Local Plan Review is proposing to divide the borough into 16 neighbourhoods and introduce a ‘15 minute city’ concept. It is important to note that the 15-minute neighbourhood approach is not intended to create isolated and self-sustaining areas, but rather encourage close proximity to resources and infrastructure for everybody. Beyond those resources that are needed on the doorstep, there is an acknowledgement of broader networks forming part of the neighbourhood approach, whereby resources across other neighbourhoods and even boroughs can support the network of resources needed for people. This report therefore provides catchment area analysis based on a 15 minute walk time rather than 10 minute walk time.

4.76 Map 15 below shows both the 20 minute public transport travel time and the 15 minute walk time catchment areas for all publicly accessible swimming pools in the London Borough of Newham. The map illustrates that the majority of the borough falls within a 20 minute public transport travel time of a publicly accessible swimming pool, with the exception of the far southeast corner of the borough in Gallions Reach. This is made up mainly of industrial locations, Green Belt and Metropolitan Open Land and therefore currently has limited residential provision. It should however be noted that this area includes a strategic site allocation and will see population growth in the future.

London Borough of Newham

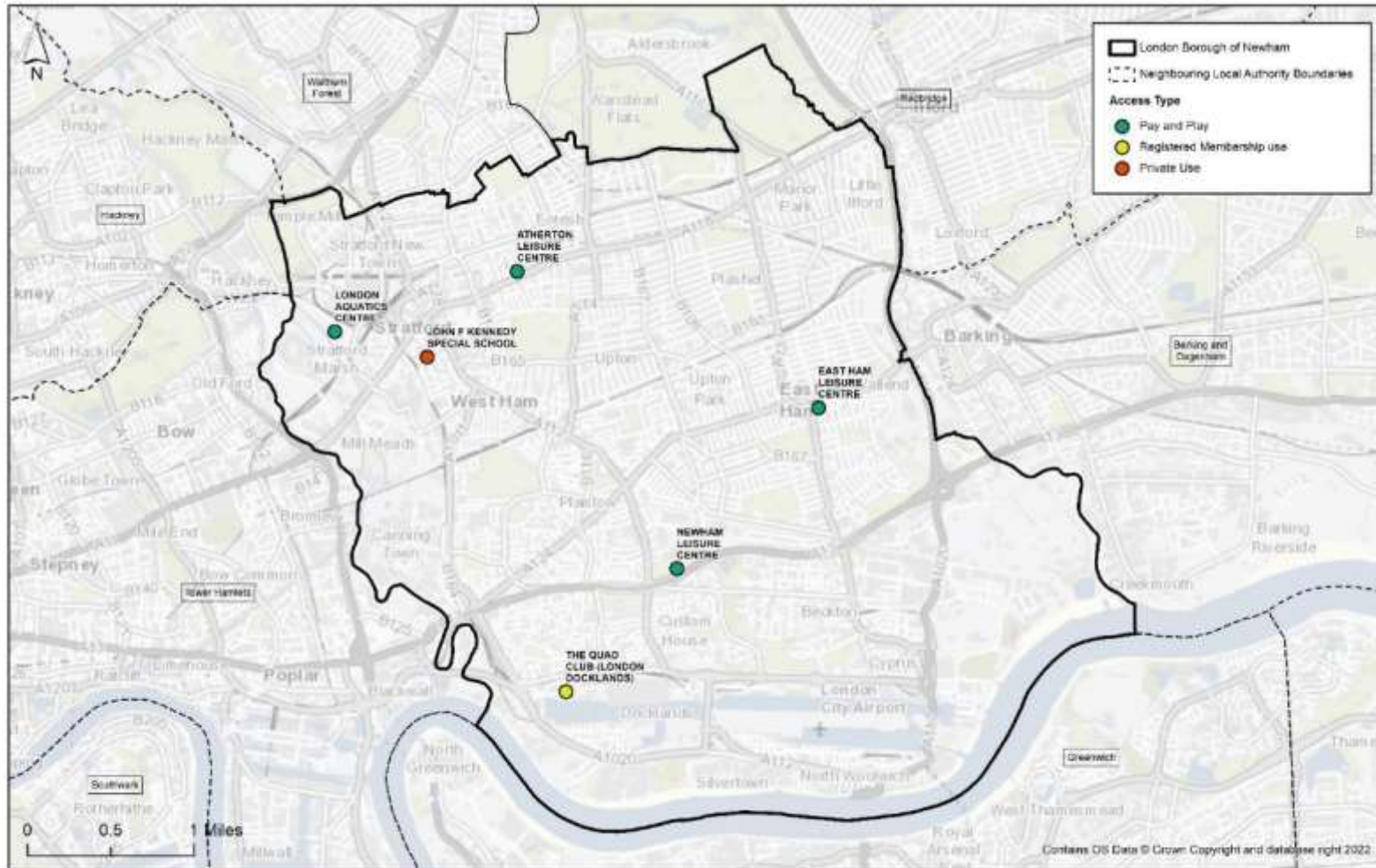
Interim Built Leisure Needs Assessment 2022

- 4.77 Map 14 below shows the 15-minute walk time catchment area for all publicly accessible swimming pools in the London Borough of Newham. As there are only 4 facilities in Newham offering publicly accessible swimming, it is not surprising that the map illustrates that a large proportion of the borough is currently unable to access a pool within a 15-minute walk time. Approximately 25% of the borough is within a 15-minute walk time catchment area. This is particularly noticeable to the south and south-east of the borough (Docklands and Beckton), to the northeast (Manor Park) and to the west (Canning Town). It is clearly unrealistic to recommend that all residents should be within a walkable distance to a swimming pool due to the capital cost and ongoing operational cost of a providing pool in each neighbourhood. However, there are clearly opportunities to look at the geographical spread of swimming provision across the borough to help support the Council's neighbourhood vision and ensure that the greatest possible proportion of the population are within walking distance of a pool. The current location of facilities, combined with low car ownership, represents a significant potential barrier to entry for residents who would like to use swimming pool provision but cannot gain access.

London Borough of Newham

Interim Built Leisure Needs Assessment 2022

Map 13: Swimming Pool by community use

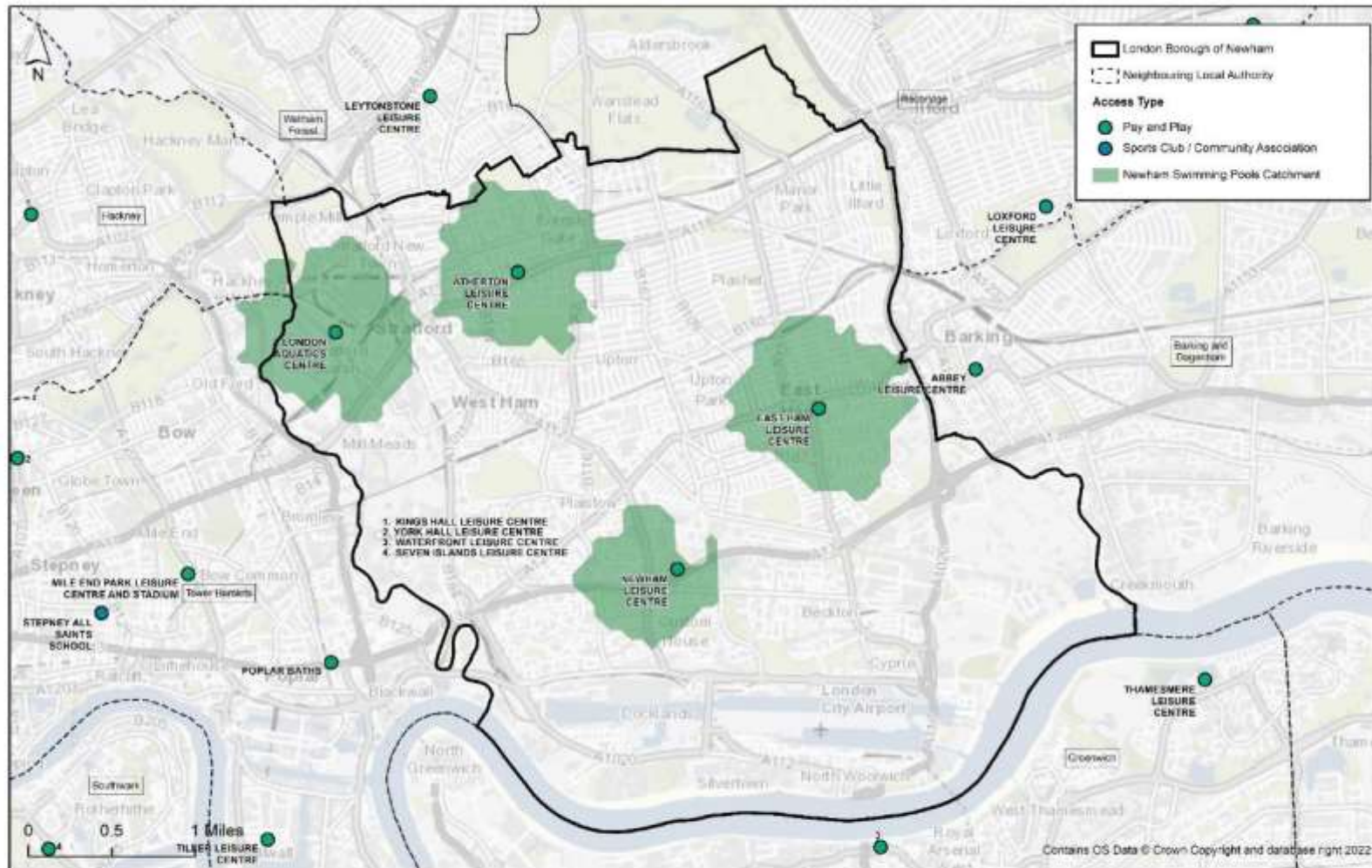


Swimming pools by community use in Newham

London Borough of Newham

Interim Built Leisure Needs Assessment 2022

Map 14: Swimming Pool with Pay and Play with 15 minute walk time catchment area

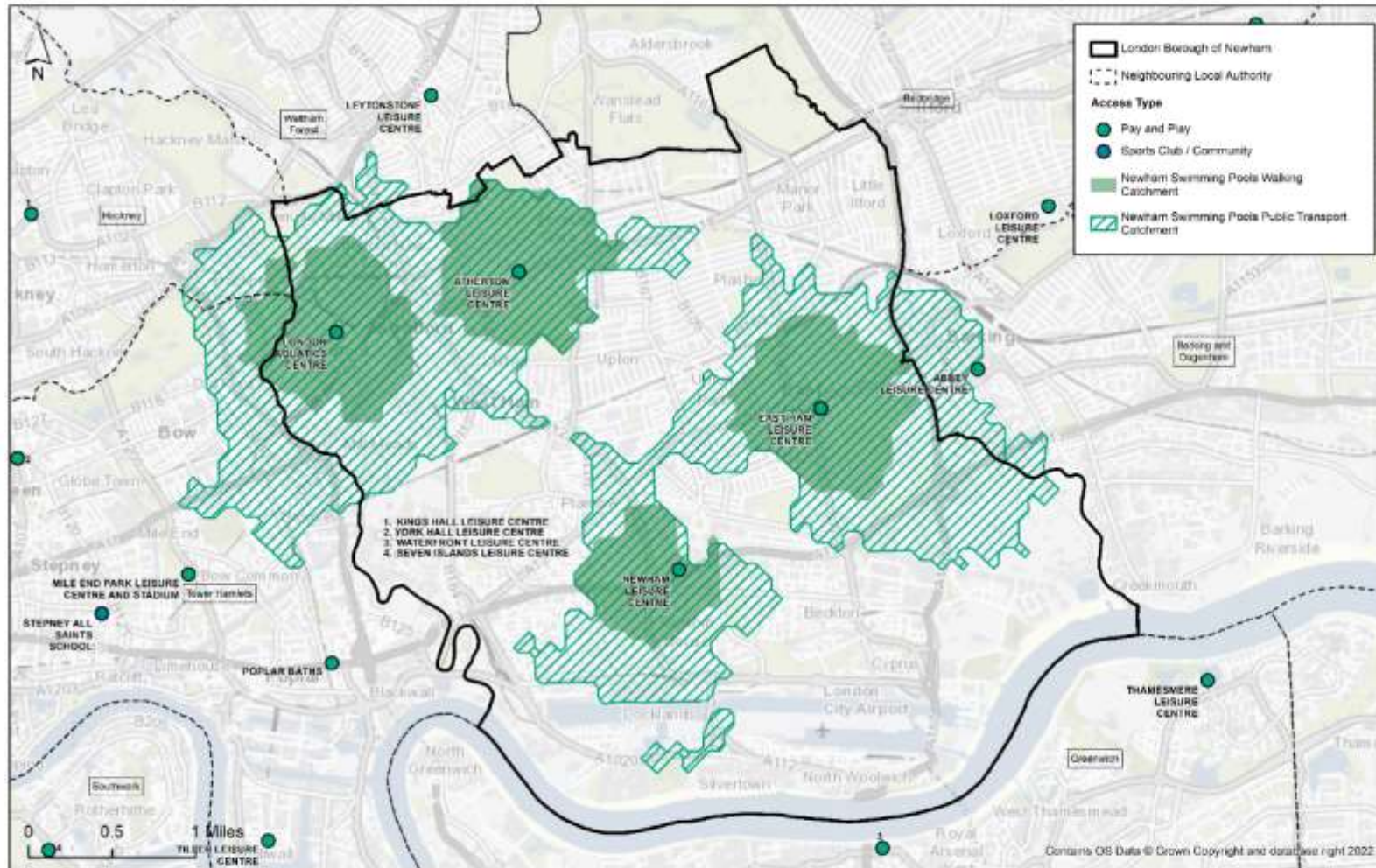


Swimming pools with community pay and play or sports club/ community association use 15 minute walktime catchment in Newham

London Borough of Newham

Interim Built Leisure Needs Assessment 2022

Map 15: Swimming Pool with Pay and Play with 15 - minute walktime and 20 minute public transport travel time catchment areas



Swimming pools with community pay and play or sports club/ community association use 15 minute walktime catchment and 20 minute public transport catchment in Newham

London Borough of Newham

Interim Built Leisure Needs Assessment 2022

Swimming Pools: Availability

- 4.78 In terms of increasing community access to pools in The London Borough of Newham, there are limited options without investment in new provision. The majority of pools in the borough (9 pools out of 11) are publicly accessible and currently accommodate a full range of swimming activities including learn to swim, public recreational swimming, lane swimming, fitness swimming and swimming development through clubs. Swimming is also free to all Newham residents aged under 16 and over 60, with the exception of Fun Swimming sessions. There is also a concessionary pricing scheme in place. Newham Leisure Centre main pool is designed with a shallow end at both ends which therefore prevents swimming club use but allows greater public use of the facility during peak hours.
- 4.79 The London Aquatics Centre Queen Elizabeth II Park also provides access for Newham residents to swim. This is the former Olympic Pool and provides a 50m and other pool tanks. It is not as accessible on foot to those living in the south of Newham but can be reached by public transport.

Swimming Pools: National Governing Bodies

- 4.80 Consultation was undertaken with Swim England, to identify their views on the need for swimming pool provision in The London Borough of Newham. The views of Swim England are provided in Appendix 3, and below:
- 4.81 Swim England identifies that the average age of public aquatic facilities in Newham is 35 years. Approximately 4,309 sq. m of publicly available water space would be expected for a population the size of Newham. However, the supply of water in Newham is 4,124 sq. m which suggests that the borough is in deficit by around 200 sq. m of water space. The overall capacity of the pools used is 75.6%. There is sizeable unmet demand throughout the whole borough.
- 4.82 Ageing facilities, combined with a large unmet demand shows that the borough will need to invest in aquatic facilities by way of refurbishment and/or new development in the future, to provide the necessary water provision for the community., and ensure the requirement for school swimming can be delivered at KS2.
- 4.83 The current Swim England priorities in Newham are:
- Sufficient pool stock to enable the sport to grow and develop.
 - Provide access to sustainable facilities for all aquatic activities
 - To increase the diversity of participants and workforce for aquatics in the Borough
 - To develop a strong and effective talent pathway that supports diversity and enables athletes to reach their full potential
 - Ensure all children meet the National Curriculum required standard for swimming and are competent and safe in the water by the age of 11 years old.

London Borough of Newham

Interim Built Leisure Needs Assessment 2022

4.84 Key clubs in Newham are:

- Newham and University of East London Swimming Club is the key club and delivers Competitive Swimming (London Aquatic Centre, East Ham, Atherton)
- Dive London – Diving (London Aquatic Centre East Ham, Atherton)
- London Disability Club – Disabled Swimming (London Aquatic Centre East Ham, Atherton))
- London Region Artistic Swimming Club – Artistic Swimming (London Aquatic Centre only)
- West London Penguins – Water Polo Club (London Aquatic Centre)

4.85 Swim England’s medium/long term plans for Newham are:

- To grow and develop all aquatic disciplines across Newham. Support the Home Club, Newham UEL to develop a sustainable programme which enables athletes of all ages and abilities achieve their goals.
- For the club to be able to identify and secure funding streams to enhance the aquatic offer and opportunities for all athletes.

4.86 Swim England unfortunately has no funding available to support the above plans and priorities in Newham.

Swimming Pools - Assessment Summary to Date

4.87 The assessment work to date identifies:

Table 24: Swimming Pools - Assessment Summary to Date

Facility Type- Swimming Pools	Key Points
Quantity	<p>There are 11 swimming pools in The London Borough of Newham across 6 sites. Strategic sized pools are those of 160 sq. m plus: there are 7 of these in the London Borough of Newham; 3 of these are owned by the Council and operated by ActiveNewham leisure trust. There are also 3 strategic sized pools including a 10 lane 50 m main pool, 50 m training pool and a diving pool located at the London Aquatics Centre, which is owned by the Olympic Delivery Authority and operated by Greenwich Leisure Limited. The 50 m training pool has a moveable boom which can split the pool into 2x 25m swimming pools to allow for flexibility in programming. The diving pool also has a moveable floor which can be set from ground level up to 5 m in depth. This again allows for flexibility in programming.</p> <p>A total of 9 out of the 11 swimming pools in the borough are community accessible pay and play pools. This is a very high proportion. A total of 6 of these pools are owned by the local authority and 7 of the pools are strategic sized pools. This shows that there is a heavy reliance on local authority swimming pool provision in the borough. There is 1 hydrotherapy pool located at the John F Kennedy Special School and is for private use by pupils only.. There is also 1 learner pool located within a hotel complex in the London Docklands and is for guests and registered membership use only.</p>

London Borough of Newham

Interim Built Leisure Needs Assessment 2022

Facility Type- Swimming Pools	Key Points
Quality	<p>The swimming pools in the borough vary in age. The oldest 2 facilities are both Council owned. Atherton Leisure Centre swimming pools were originally built in 1934 but have been refurbished within the last 15 years. The learner pool now has a moveable floor.</p> <p>Newham Leisure Centre pools were built in 1990 but have not been refurbished. Both facilities are now looking tired and showing signs of age. It should be noted that the average lifespan of a leisure centre is 35 years.</p>
Accessibility	<p>The majority of the borough falls within a 20-minute public transport travel time of a publicly accessible swimming pool, with the exception of the far southeast corner of the borough in Gallions Reach. This area is currently made up mainly of industrial locations, Green Belt and Metropolitan Open Land and therefore has limited residential provision but it should be noted is subject to change with a strategic site allocation delivering new homes and supporting infrastructure.</p> <p>There are 4 facilities (9 pools) (including the London Aquatic Centre) in Newham offering publicly accessible swimming. A large proportion of the borough is currently unable to access a pool within a 15-minute walk time. Approximately 25% of the borough is within a 15-minute walk time catchment area. This lack of access is particularly noticeable to the south and south-east of the borough (Docklands and Beckton), to the northeast (Manor Park) and to the west (Canning Town). There are clearly opportunities to look at the geographical spread of swimming provision across the borough to help support the Council's neighbourhood vision and ensure that the greatest possible proportion of the population are within walking distance of a pool. The current location of facilities, combined with low car ownership, represents a significant potential barrier to entry for residents who would like to use swimming pool provision but cannot gain access. There is a need to better meet need for pools in the borough by provision in in Canning Town</p>
Availability	<p>To increase community access to pools in The London Borough of Newham, there is a need for investment in new provision, particularly in areas proposed for new residential development. The majority of pools in the borough (9 pools out of 11) are publicly accessible and currently accommodate a full range of swimming activities including learn to swim, public recreational swimming, lane swimming, fitness swimming and swimming development through clubs. Swimming is also free to all Newham residents aged under 16 and over 60, with the exception of Fun Swimming sessions. There is also a concessionary pricing scheme in place. Newham Leisure Centre main pool is designed with a shallow end at both ends which therefore prevents swimming club use but allows greater public use of the facility during peak hours.</p> <p>The London Aquatics Centre Queen Elizabeth II Park also provides access for Newham residents to swim. This is the former Olympic Pool and provides a 50m and other pool tanks. It is not as accessible to those living in the south of Newham but can be reached by public transport.</p>

N.B Demand analysis to be added once all feedback is received from schools, clubs and neighbouring local authorities.

London Borough of Newham

Interim Built Leisure Needs Assessment 2022

Health and Fitness

Health and Fitness: Quantity

Fitness Suites

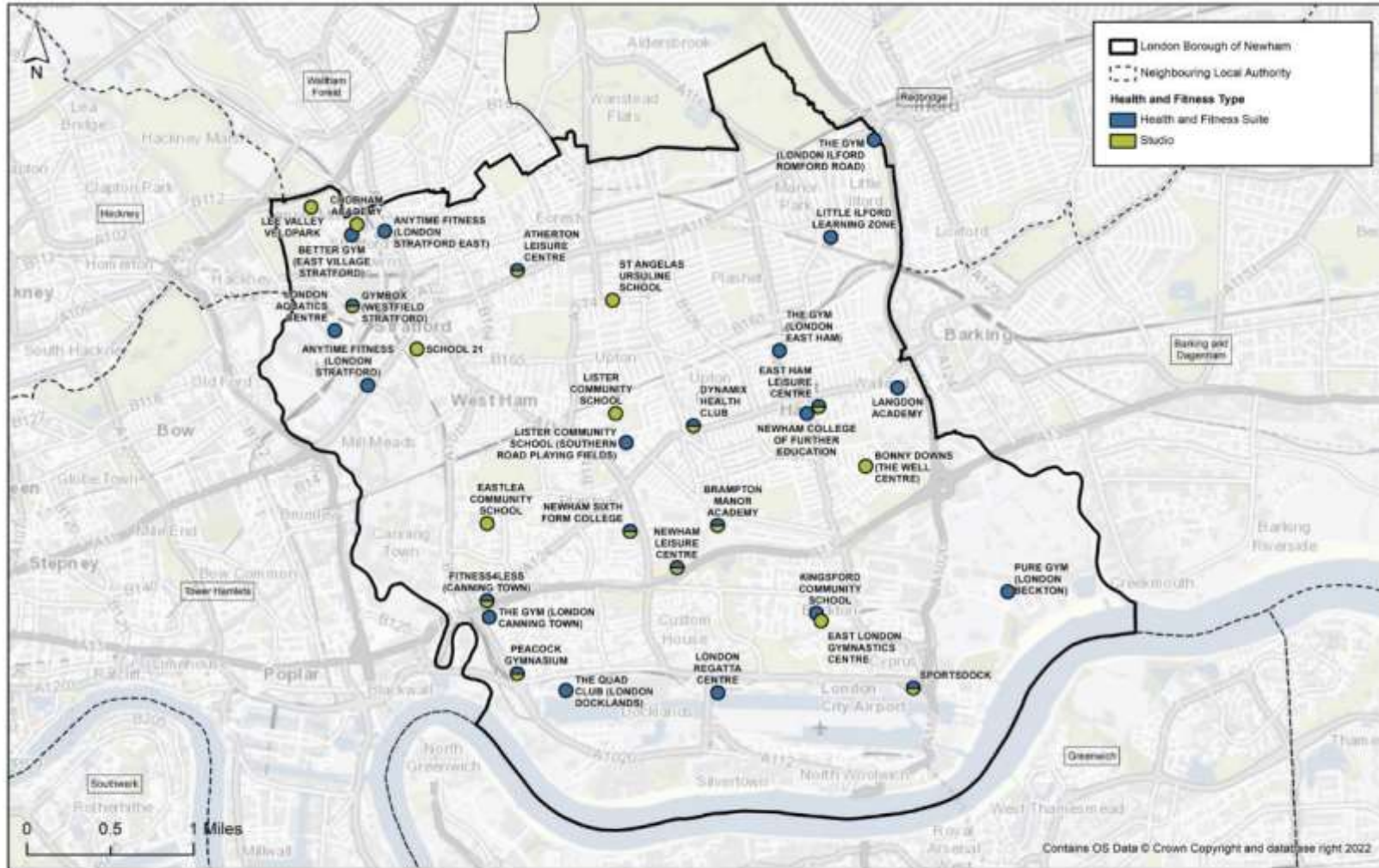
- 4.88 A station is a piece of static fitness equipment; health and fitness centres with over 20 stations are generally able to make a more attractive offer to both members and pay and play users. The 2019 state of UK Industry report reveals that the membership penetration rate is 15.6%, so one in every 7 people over the age of 16 in the UK is a member of a gym.
- 4.89 The supply analysis identifies that overall, there are 25 health and fitness suites in the London Borough of Newham. In total, the fitness suites provide 1,997 fitness stations. All fitness suite facilities require some form of payment/membership payment before use, and an induction is required, although there is some pay and play access available at the local authority owned facilities.
- 4.90 There is a good amount of fitness suite provision in the London Borough of Newham. 3 fitness suites are owned by the London Borough of Newham, all of which (Newham Leisure Centre, Atherton Leisure Centre and East Ham Leisure Centre) are managed by ActiveNewham.
- 4.91 7 facilities are located on education sites, however 6 offer no community use; only Sports Dock offers access to registered members. There are 14 facilities which are either privately owned or owned by a sports club/community organisation. Of these 14 facilities, only one (London Aquatic Centre) offers pay and play use, with the other 13 requiring registered membership or affiliation to a sports club prior to use.
- 4.92 There are also a number of fitness suites in private residential developments. These are only available to residents of that accommodation and not the wider community, so are not community accessible.
- 4.93 During 2023 and 2024, additional London Borough of Newham facilities are due to open as follows: a fitness suite in Plaistow, near Plaistow station, one in East Ham near to the Town Hall and reprovision of Manor Park Fitness Centre.
- 4.94 All existing fitness suite facilities in the Borough are shown in Table 24 and illustrated in Map 16.

London Borough of Newham

Interim Built Leisure Needs Assessment 2022

Map 16: Location of Health and Fitness Facilities and Studios in The London Borough of Newham

N.B The ticks in the table below indicate where it is possible to use the fitness suite on a pay and play basis i.e. without being a member. An induction would be required prior to use.



Health and fitness facilities by type in Newham

London Borough of Newham

Interim Built Leisure Needs Assessment 2022

Table 25: Fitness Facilities (Fitness Suites) in The London Borough of Newham

Site Name	Post Code	Facility Type	Stations	Access Type	Ownership Type	Management Type	Pay and Play Community use (✓)	Year Built	Refurbished
Anytime Fitness (London Stratford East)	E15 1DR	Health and Fitness Gym	125	Registered Membership Use	Commercial	Commercial		2018	N/A
Anytime Fitness (London Stratford)	E15 2NE	Health and Fitness Gym	125	Registered Membership Use	Commercial	Commercial		2014	N/A
Atherton Leisure Centre	E15 4JF	Health and Fitness Gym	90	Pay and Play	Local Authority	Trust	✓	1985	2007
Better Gym (East Village Stratford)	E20 1BD	Health and Fitness Gym	130	Registered Membership Use	Commercial	Trust		2016	N/A
Brampton Manor Academy	E6 3SQ	Health and Fitness Gym	60	Private Use	Academies	School/College/University		2010	N/A
Dynamix Health Club	E6 1PP	Health and Fitness Gym	20	Registered Membership Use	Commercial	Commercial		2014	N/A
East Ham Leisure Centre	E6 2RT	Health and Fitness Gym	163	Registered Membership Use / Pay and Play	Local Authority	Trust	✓	2001 / 2017	2011 / NA
Fitness4Less (Canning Town)	E16 1EQ	Health and Fitness Gym	58	Registered Membership Use	Commercial	Commercial		2013	N/A
GymBox	E20 1GL	Health and Fitness Gym	75	Registered Membership Use	Commercial	Commercial		2015	N/A
Kingsford Community School	E6 5JG	Health and Fitness Gym	5	Private Use	Community School	School/College/University		2006	N/A
Langdon Academy	E6 2PS	Health and Fitness Gym	24	Private Use	Academies	School/College/University		2003	N/A
Lister Community School	E13 9JD	Health and Fitness Gym	10	Private Use	Community School	School/College/University		2011	N/A

London Borough of Newham

Interim Built Leisure Needs Assessment 2022

Site Name	Post Code	Facility Type	Stations	Access Type	Ownership Type	Management Type	Pay and Play Community use (✓)	Year Built	Refurbished
Little Ilford Learning Zone	E12 6JB	Health and Fitness Gym	9	Community Association	Local Authority	Local Authority		2006	N/A
London Aquatic Centre	E20 2AQ	Health and Fitness Gym	50	Pay and Play	Community Organisation	Trust	✓	2014	N/A
London Regatta Centre	E16 2QT	Health and Fitness Gym	60	Registered Membership Use	Community Organisation	Trust		2017	N/A
Newham College of Further Education (East Ham Campus)	E6 6ER	Health and Fitness Gym	23	Private Use	Further Education	School/College/University		2014	N/A
Newham Leisure Centre	E13 8SD	Health and Fitness Gym	120	Registered Membership Use / Pay and Play	Local Authority	Trust	✓	1990	2017
Newham Sixth Form College	E13 8SG	Health and Fitness Gym	15	Private Use	Further Education	School/College/University		2006	N/A
Peacock Gymnasium	E16 1JL	Health and Fitness Gym	30	Sports Club/Community Association	Community Organisation	Community Organisation		1993	2014
Pure Gym (London Beckton)	E6 7ER	Health and Fitness Gym	220	Registered Membership Use	Commercial	Commercial		2018	N/A
Sports Dock	E16 2RD	Health and Fitness Gym	100	Registered Membership Use	Higher Education Institutions	School/College/University		2012	N/A
The Gym (Canning Town)	E16 1ED	Health and Fitness Gym	120	Registered Membership Use	Commercial	Commercial		2019	N/A
The Gym (East Ham)	E6 1HZ	Health and Fitness Gym	170	Registered Membership Use	Commercial	Commercial		2015	N/A
The Gym (Ilford Romford Road)	E12 5LP	Health and Fitness Gym	170	Registered Membership Use	Commercial	Commercial		2013	N/A
The Quad Club	E16 1AL	Health and Fitness Gym	25	Registered Membership Use	Commercial	Commercial		2003	2008

London Borough of Newham

Interim Built Leisure Needs Assessment 2022

- 4.95 The London Borough of Newham provides 19% (382) of the overall supply of 1997 fitness stations in area. There are 4 fitness suites that hold over 150 stations, of which 1 is owned by The London Borough of Newham and the remaining three are commercial operations (The Gym East Ham, The Gym Ilford Romford Road and Pure Gym).
- 4.96 21% of fitness stations (423) in the area are accessible on a pay and play basis. Registered membership or affiliation to a sports club or community organisation is required to access 1,437 (93%) of fitness stations. The remaining 137 stations are located at education facilities and are not accessible to the community.
- 4.97 Most commercially operated fitness suites require registered membership and operate pre-registered, pre-paid/DD membership schemes. The London Aquatic Centre, operated by GLL also offers pay and play access. The London Borough of Newham's fitness facilities also operate on this basis through ActiveNewham, i.e. they offer membership but also access on a pay as you go basis.
- 4.98 Analysis of the overall supply of fitness suites is summarised in Table 26 and 27:

Table 26: Analysis of overall Fitness Suite Provision in The London Borough of Newham

Total Fitness Suites	25
Total Fitness Stations	1997
Pay and Play Fitness Suites	4
Pay and Play / No. of Fitness Stations	423
Registered Membership Fitness Suites	13
Registered Membership no. of Fitness Stations	1398
Private use Fitness Suites	6
Private use no. of Fitness Stations	137
Sports Club/Community Association Suites	2
Sports Club/Community Association No. of Fitness Stations	39
Education-based Fitness Suites offering community use	1

N.B There is no community access to 6 education-based fitness suites.

London Borough of Newham

Interim Built Leisure Needs Assessment 2022

Table 27: Summary of Fitness Suite Size

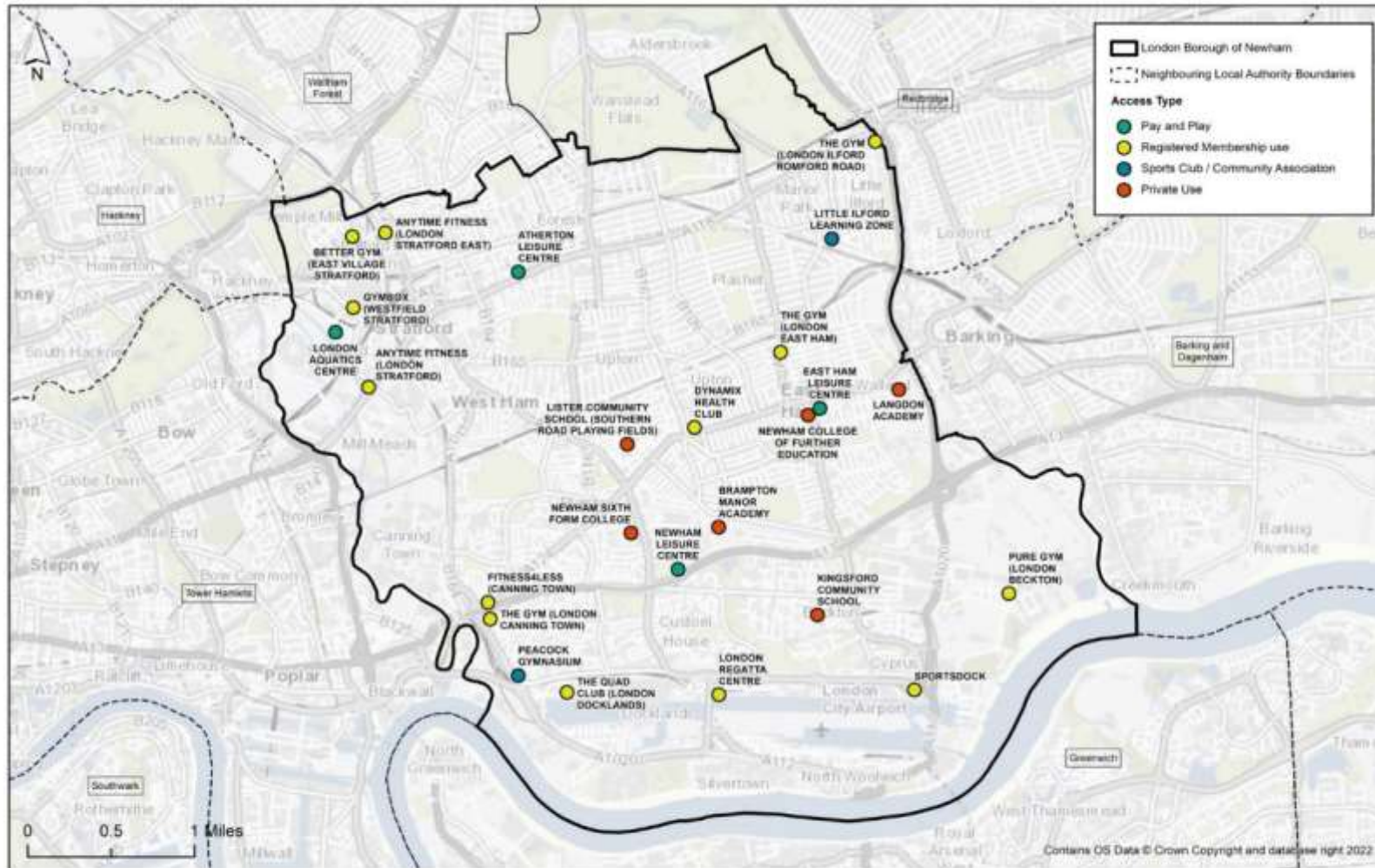
Number of Fitness Stations	No. Fitness Suite Sites
150+	4
100 - 149	6
50 - 99	6
30 - 49	1
29 or less	8

4.91 The supply of community access fitness suites is shown on Map 17.

London Borough of Newham

Interim Built Leisure Needs Assessment 2022

Map 17: Location of community access fitness suites



Health and fitness by community use in Newham

London Borough of Newham

Interim Built Leisure Needs Assessment 2022

Health and Fitness: Quality

- 4.99 Quality assessments have been undertaken at health and fitness facilities where access was possible. These quality audits are summarised in Appendix 2 and Table 27. Unfortunately, it was not possible to undertake detailed quality audits on all existing facilities, as commercial operators often do not want these to be undertaken, and access to schools was difficult. Therefore, a visual check of these has been undertaken online and has been combined with knowledge of the commercial sector nationally.
- 4.100 The visual check highlights that overall, the quality of the commercial facilities is very good as is generally the case. All have up to date fitness stations, are well-designed and planned facilities, with good quality changing facilities.
- 4.101 The quality scores are explained in Table 13 and below:
- 4.102 It is important to note, as set out in paragraphs 4.22 and 4.23 that :
- 4.103 A facility scoring highly in terms of visual quality and condition (good – excellent) is likely to require less investment than one which in a poorer visual condition (average – very poor). The combination of the scores, results in the facility rating, and identification of investment need (significant, moderate etc.).
- 4.104 It is important to highlight that in undertaking the quality assessments, each element of the facility e.g. sports hall, pool etc is given a qualitative assessment, and the overall facility is also given an overall qualitative mark. Therefore, a sports hall can be of poor quality, but the overall facility score could be good. Overall scores for each facility are included in Appendix 2).

Table 28: Quality ratings

Key	Rating
>80%	Excellent
60% - 80%	Good
40% - 59%	Average
20%-39%	Poor
<20%	Very Poor

London Borough of Newham

Interim Built Leisure Needs Assessment 2022

Table 29: Summary Qualitative Assessments - Health and Fitness Facilities (fitness suites only)

Site Name	Overall Quantitative Score for Facility %	Qualitative Score for Health and Fitness Suite	Need for Investment- Overall Facility
Anytime Fitness (London Stratford East)	86%	Excellent	Minimal
Anytime Fitness (London Stratford)	86%	Excellent	Minimal
Atherton Leisure Centre	64%	Good	Moderate
Better Gym (East Village Stratford)		Excellent	Minimal
Brampton Manor Academy	59%	Average	Moderate
Dynamix Health Club		Excellent	Minimal
East Ham Leisure Centre	51%	Average	Moderate
Fitness4Less (Canning Town)		Excellent	Minimal
GymBox		Excellent	Minimal
Kingsford Community School	62%	Good	Minimal
Langdon Academy			Site not accessible – to be updated in final report
Lister Community School			Site not accessible – to be updated in final report
Little Ilford Learning Zone			Site not accessible – to be updated in final report
London Aquatics Centre	96%	Excellent	Minimal
London Regatta Centre			Site not accessible – to be updated in final report
Newham College of Further Education (East Ham Campus)			Site not accessible – to be updated in final report
Newham Leisure Centre	52%	Average	Moderate
Newham Sixth Form College	82%	Excellent	Moderate
Peacock Gymnasium		Good	Minimal

London Borough of Newham

Interim Built Leisure Needs Assessment 2022

Site Name	Overall Quantitative Score for Facility %	Qualitative Score for Health and Fitness Suite	Need for Investment- Overall Facility
Pure Gym (London Beckton)	75%	Good	Minimal
Sports Dock		Good	Minimal
The Gym (Canning Town)		Good	Minimal
The Gym (East Ham)		Good	Minimal
The Gym (Ilford Romford Road)		Good	Minimal
The Quad Club	59%	Average	Minimal

4.84 The quality of health and fitness facilities in the London Borough of Newham ranges from average to excellent.

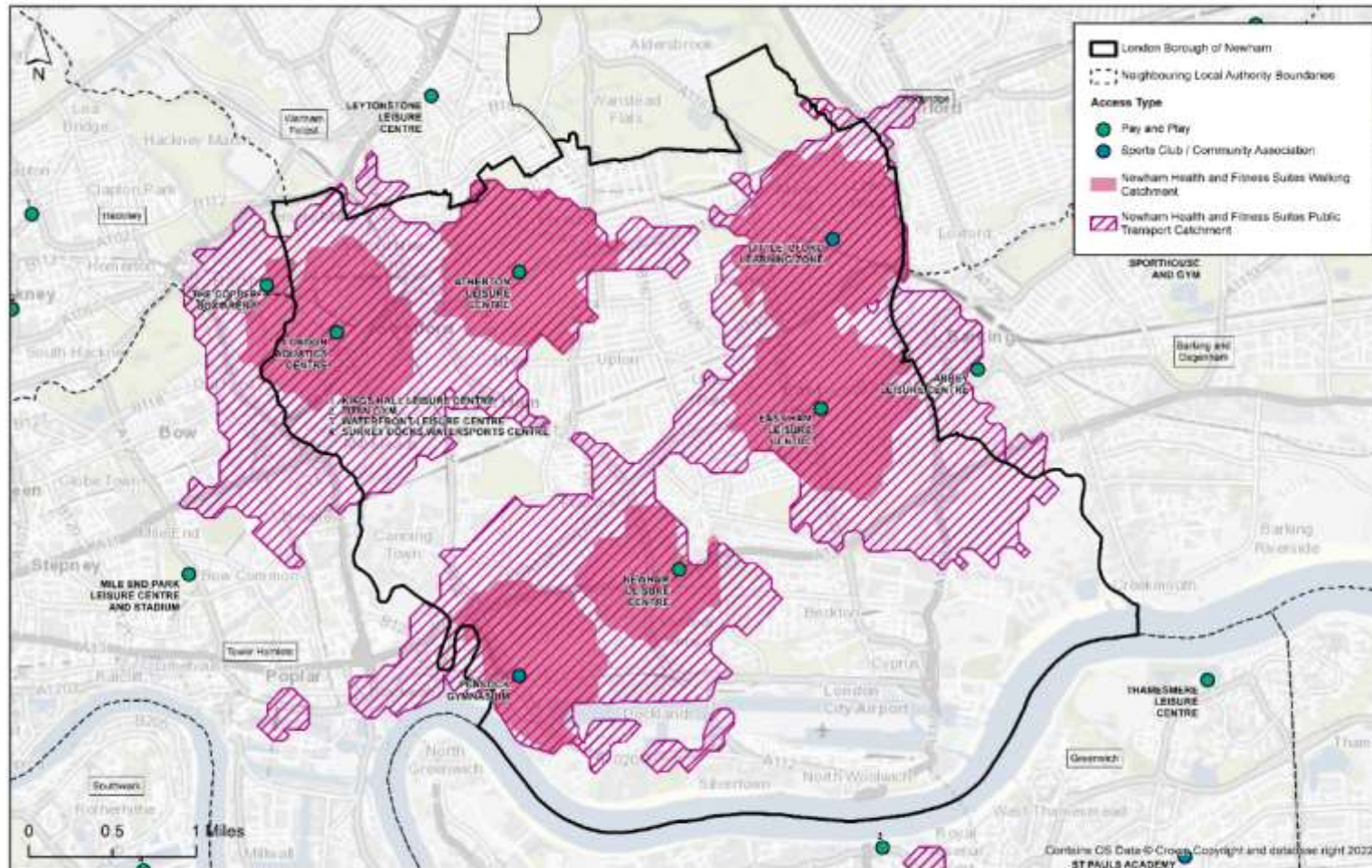
Health and Fitness: Accessibility

4.105 It is clear from Map 17 that there is a fairly even spread of fitness facilities across the study area. Map 18 shows the facilities that are within a 20-minute public transport travel time in Newham. All areas of Newham, other than the very southeast corner, can reach community accessible provision within a 20-minute public transport travel time. Although there is some housing in the southwest tip of the area, it is largely covered by industrial units. Additionally, there are an extra 14 health and fitness suites that are located outside of the London Borough of Newham but can be reached within 20 minutes by public transport.

London Borough of Newham

Interim Built Leisure Needs Assessment 2022

Map 18: Community access Fitness Suites and studios within a 15-minute walktime and 20-minute public transport travel time drive time catchment area



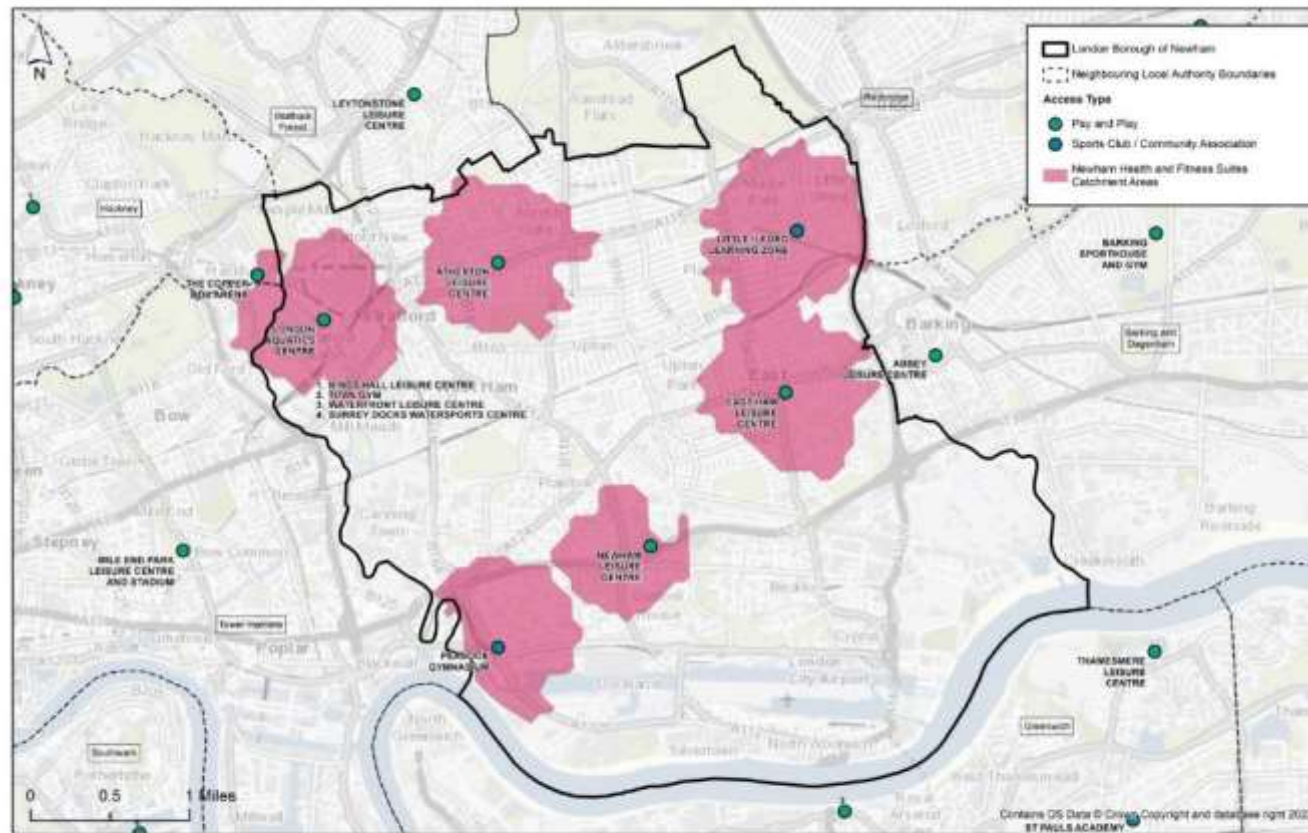
Health and fitness suites with community pay and play or sports club/ community association use 15 minute walktime catchment and 20 minute public transport catchment in Newham

London Borough of Newham

Interim Built Leisure Needs Assessment 2022

4.106 It is important to ensure that fitness suites are as accessible as possible to those walking or using public transport. Commercial fitness facilities are driven by, and rely on, market demand. Map 19 shows the 15-minute walk time of each community accessible facility in Newham. Although much of the northwest, northeast and south west of the area is covered by these 15-minute walk catchments, it is clear that many people in the central, west and south east areas of Newham, cannot reach community accessible facilities in 15 minutes on foot.

Map 19: Community access Fitness Suites and studios within a 15-minute walk time catchment area



Health and fitness suites with community pay and play or sports club/ community association use 15 minute walktime catchment in Newham

London Borough of Newham

Interim Built Leisure Needs Assessment 2022

Health and Fitness: Availability

- 4.107 Of the existing fitness provision in the London Borough of Newham the commercial sector (private and registered membership) provides 1378 of the 1997 stations (69%). 382 (19%) are provided by the local authority (managed by ActiveNewham), and the remaining 237 (12%) are located on educational sites. There are also some studios located in private residential accommodation; these are not open to the wider community and are only accessible to residents of the accommodation.

Fitness Studios

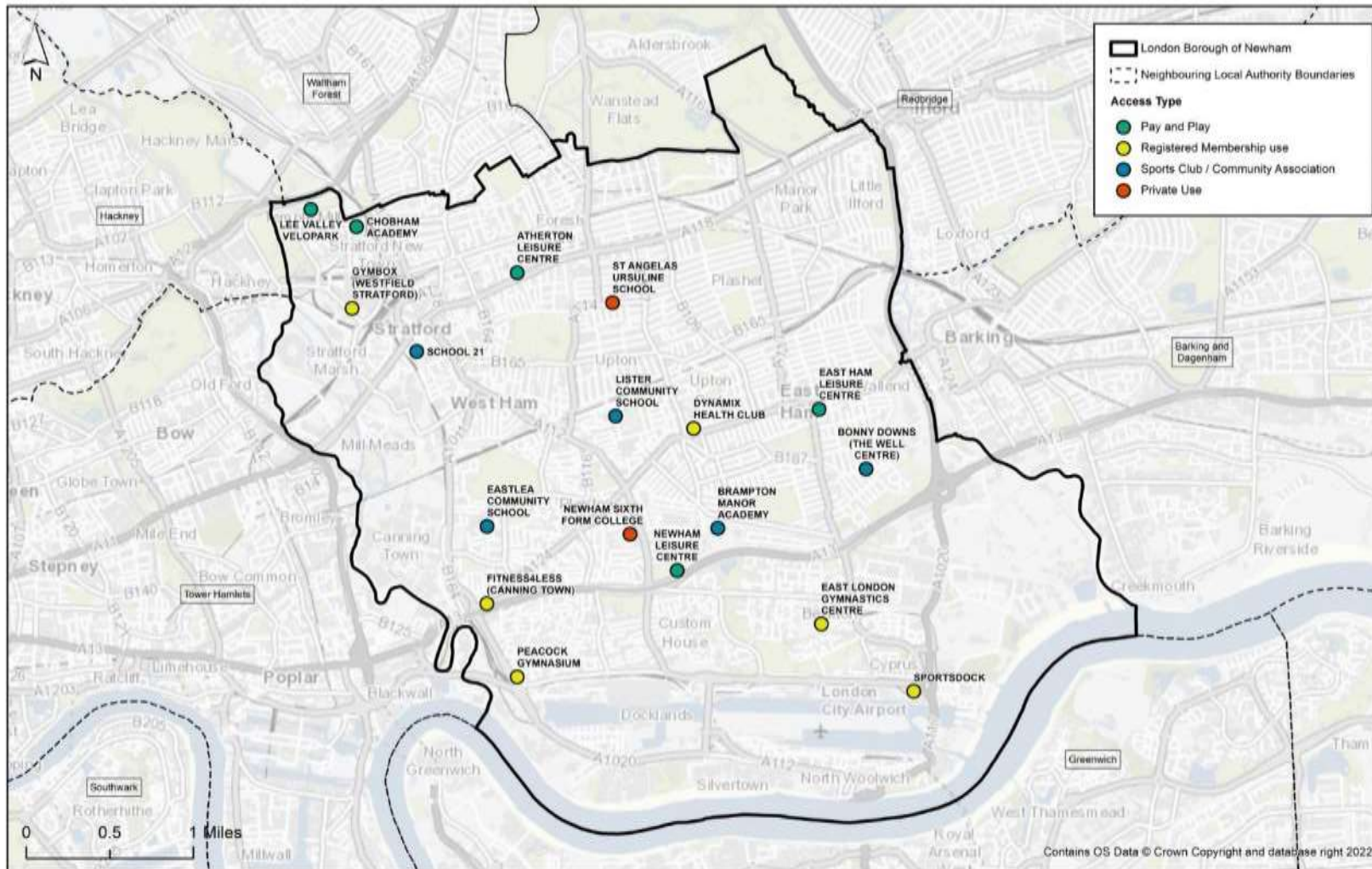
Fitness Studios: Quantity

- 4.108 There are 29 studios in The London Borough of Newham, as identified through Sport England Active Places across 20 sites. These are provided as part of a health and fitness offer within facilities. Studios provide a space in which a range of aerobic, fitness and dance classes plus activities such as yoga and Pilates, can take place as well as martial arts, and boxing. Although requiring some specialist equipment for martial arts and boxing, it is also possible to do a form of these activities in an informal space such as a community hall. Informal halls can also accommodate a range of fitness and dance classes. Informal halls are discussed in the Sports Hall and activity hall section of this assessment.
- 4.109 The studios assessed in this report are multi-purpose studios (no specific size), not those with fixed equipment, or only one use e.g., spinning.
- 4.110 Many community hall facilities are used by dance schools, and the smaller halls often available on education sites have significant potential to be used for fitness classes as do community halls.
- 4.111 Map 20 shows the location of studios across the London Borough of Newham, and the overall provision of studios in The London Borough of Newham is summarised in Table 30.

London Borough of Newham

Interim Built Leisure Needs Assessment 2022

Map 19: Location of community accessible studios.



Studios by community use in Newham

London Borough of Newham

Built Facilities – Regulation 18 Report

Table 30: Fitness Studios in The London Borough of Newham

Site Name	Post Code	Facility Type	Access Type	Ownership Type	Management Type	Pay and Play Community use (✓)	Year Built	Refurbished
Atherton Leisure Centre	E15 4JF	Studio	Pay and Play	Local Authority	Trust	✓	1934	2000
Atherton Leisure Centre	E15 4JF	Studio	Pay and Play	Local Authority	Trust	✓		
Atherton Leisure Centre	E15 4JF	Studio	Pay and Play	Local Authority	Trust	✓		
Bonny Downs (The Well Centre	E6 6DQ	Studio	Sports Club/Community Association	Local Authority	Community Organisation		1970	
Brampton Manor Academy 1	E6 3SQ	Studio	Sports Club / Community Association	Academies	School/College/University		2001	2008
Brampton Manor Academy 2	E6 3SQ	Studio	Sports Club / Community Association	Academies	School/College/University		2021	
Chobham Academy	E20 1BD	Studio	Pay and Play	Academies	School/College/University	✓	2012	
Dynamix Health Club	E6 1PP	Studio	Registered Membership Use	Commercial	Commercial		2014	N/A
East Ham Leisure Centre	E6 2RT	Studio	Registered Membership Use / Pay and Play	Local Authority	Trust	✓	2001	
East London Gymnastics Centre 1	E6 5LW	Studio	Registered Membership Use	Commercial	Commercial		2017	
East London Gymnastics Centre 2	E6 5LW	Studio	Registered Membership Use	Commercial	Commercial		2017	
East Lea Community School	E16 4NP	Studio	Sports Club / Community Association	Academies	School/College/University		2006	2012

London Borough of Newham *Built Facilities – Regulation 18 Report*

Site Name	Post Code	Facility Type	Access Type	Ownership Type	Management Type	Pay and Play Community use (✓)	Year Built	Refurbished
Fitness4Less (Canning Town)	E16 1EQ	Studio	Registered Membership Use	Commercial	Commercial		2013	N/A
GymBox 1	E20 1GL	Studio	Registered Membership Use	Commercial	Commercial		2015	N/A
GymBox 2	E20 1GL	Studio	Registered Membership Use	Commercial	Commercial		2015	N/A
GymBox 3	E20 1GL	Studio	Registered Membership Use	Commercial	Commercial		2015	N/A
Lee Valley Velopark	E20 3AB	Studio	Pay and Play	Other	Commercial	✓	2012	
Lister Community School	E13 9JD	Studio	Sports Club / Community Association	Community School	School/College/University		2006	N/A
Newham Leisure Centre 1	E13 8SD	Studio	Pay and Play	Local Authority	Trust	✓	1990	2001
Newham Leisure Centre 2	E13 8SD	Studio	Pay and Play	Local Authority	Trust	✓	1990	2001
Newham Leisure Centre 3	E13 8SD	Studio	Pay and Play	Local Authority	Trust	✓	2000	
Newham Sixth Form College 1	E13 8SG	Studio	Private Use	Further Education	School/College/University		2006	N/A
Newham Sixth Form College 2	E13 8SG	Studio	Private Use	Further Education	School/College/University		2006	N/A
Peacock Gymnasium	E16 1JL	Studio	Sports Club/Community Association	Community Organisation	Community Organisation		1993	
Rokeby School	E16 4DD	Studio	Sports Club / Community Association	Community School	School/College/University		2010	

London Borough of Newham *Built Facilities – Regulation 18 Report*

Site Name	Post Code	Facility Type	Access Type	Ownership Type	Management Type	Pay and Play Community use (✓)	Year Built	Refurbished
Sarah Bonnell School	E15 4LP	Studio	Private Use	Academies	School/College/University			
School 21	E15 4RZ	Studio	Sports Club / Community Association	Academies	School/College/University		2000	
Sports Dock	E16 2RD	Studio	Registered Membership Use	Higher Education Institutions	School/College/University		2012	N/A
St Angelas Ursuline School	E7 8HU	Studio	Private Use	Voluntary Aided School	School/College/University		2006	

London Borough of Newham

Built Facilities – Regulation 18 Report

4.112 The analysis of the overall studio supply in the London Borough of Newham is as follows:

Table 31: Analysis of overall Studio Supply – The London Borough of Newham

Total Studios	29
Total number of sites with studios	20
Pay and Play Community Access Studios	9
Commercial Sector Studios	7
Education Sector Studios	12
Sports Club/Community Association Studios	2
Local Authority Studios	7

Fitness Studios: Quality

4.113 Detailed quality assessments have been undertaken on all the London Borough of Newham studios. Unfortunately, it was not possible to undertake personal detailed quality audits on all existing facilities, as commercial operators often do not want these to be undertaken, and access to schools was difficult. Therefore, a visual check of these has been undertaken online and has been combined with knowledge of the commercial sector nationally.

4.114 These are summarised in Appendix 2 and Table 32.

Table 32: Summary of Quality Assessments Studios in The London Borough of Newham

Site Name	Overall Quantitative Score for Facility %	Qualitative Score for Health and Fitness Studios	Need for Investment- Overall Facility
Atherton Leisure Centre	64%	Average	Moderate
Atherton Leisure Centre	64%	Good	Moderate
Atherton Leisure Centre	64%	Average	Moderate
Bonny Downs (The Well Centre)	64%	Good	Moderate
Brampton Manor Academy 1	59%	Good	Minimal

London Borough of Newham *Built Facilities – Regulation 18 Report*

Site Name	Overall Quantitative Score for Facility %	Qualitative Score for Health and Fitness Studios	Need for Investment- Overall Facility
Brampton Manor Academy 2	59%	Excellent	Minimal
Chobham Academy			
Dynamix Health Club		Excellent	Minimal
East Ham Leisure Centre	51%	Good	Moderate
East London Gymnastics Centre 1		Excellent	Minimal
East London Gymnastics Centre 2		Excellent	Minimal
East Lea Community School			
Fitness4Less (Canning Town)		Excellent	Minimal
GymBox 1		Excellent	Minimal
GymBox 2		Excellent	Minimal
GymBox 3		Excellent	Minimal
Lee Valley Velopark	93%	Excellent	Minimal
Lister Community School			
Newham Leisure Centre 1	52%	Average	Moderate
Newham Leisure Centre 2	52%	Average	Moderate
Newham Leisure Centre 3	52%	Good	Moderate
Newham Sixth Form College 1	82%		
Newham Sixth Form College 2	82%		
Peacock Gymnasium		Average	Moderate
Rokeby School	84%	Excellent	Minimal

London Borough of Newham

Built Facilities – Regulation 18 Report

Site Name	Overall Quantitative Score for Facility %	Qualitative Score for Health and Fitness Studios	Need for Investment- Overall Facility
Sarah Bonnell School			
School 21			
Sports Dock			
St Angelas Ursuline School			

4.115 The quality of studios ranges from average to excellent.

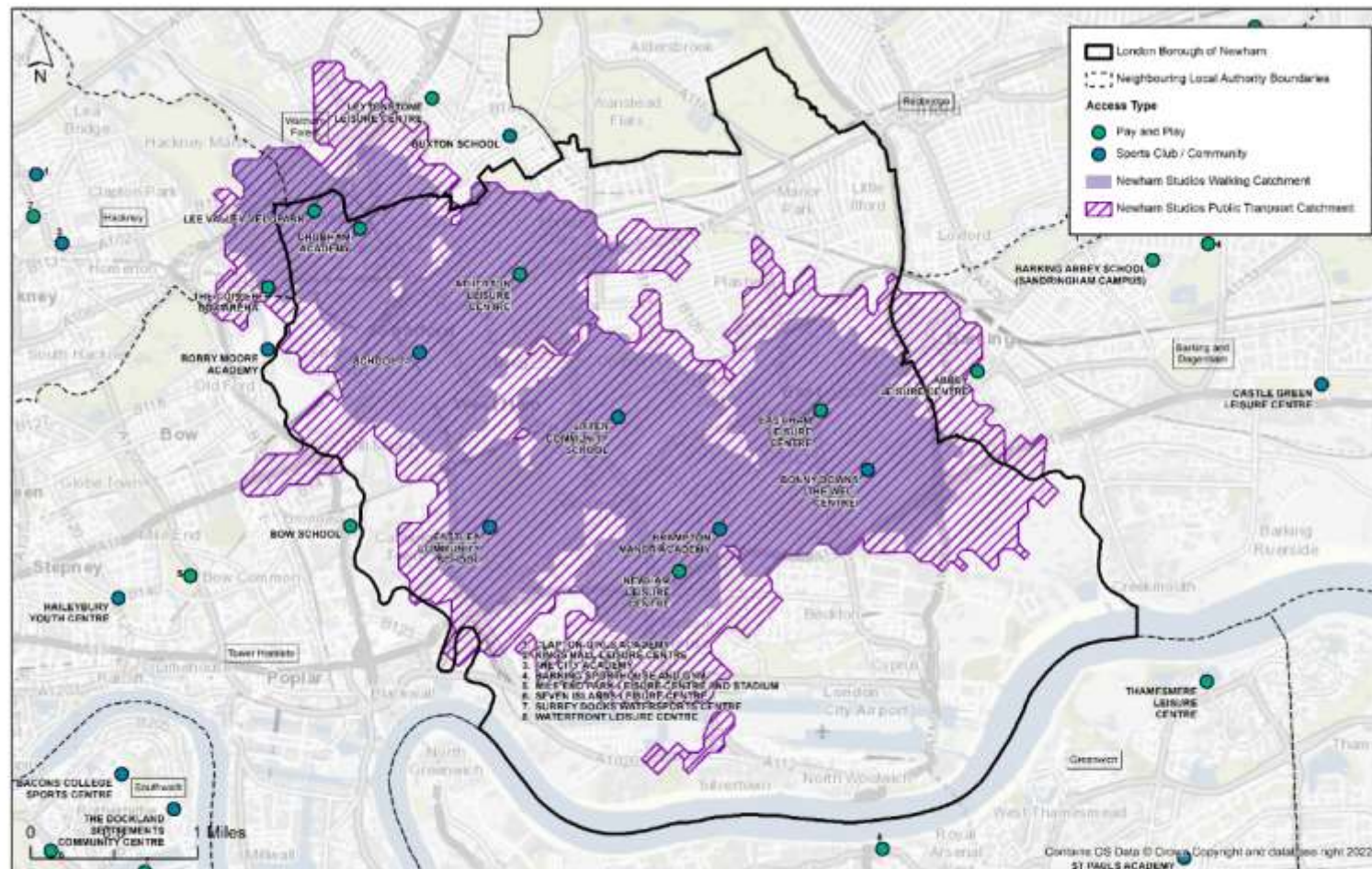
Fitness Studios: Accessibility

- 4.116 Map 20 shows that studios are generally evenly dispersed throughout the area. Most studios, other than those on education sites, are part of an overall fitness offer, i.e. fitness suite and studio(s) with six facilities offering multiple studios on a single site.
- 4.117 As demonstrated in Map 21, the vast majority of the London Borough of Newham residents currently have access to a studio within a 10-minute drive time catchment. There are also an additional 23 sites with studios that may be accessible within a 20 minute public transport travel time of Newham.

London Borough of Newham

Built Facilities – Regulation 18 Report

Map 20: Community access studios within a 15 minute walktime and 20-minute public transport travel time catchment area



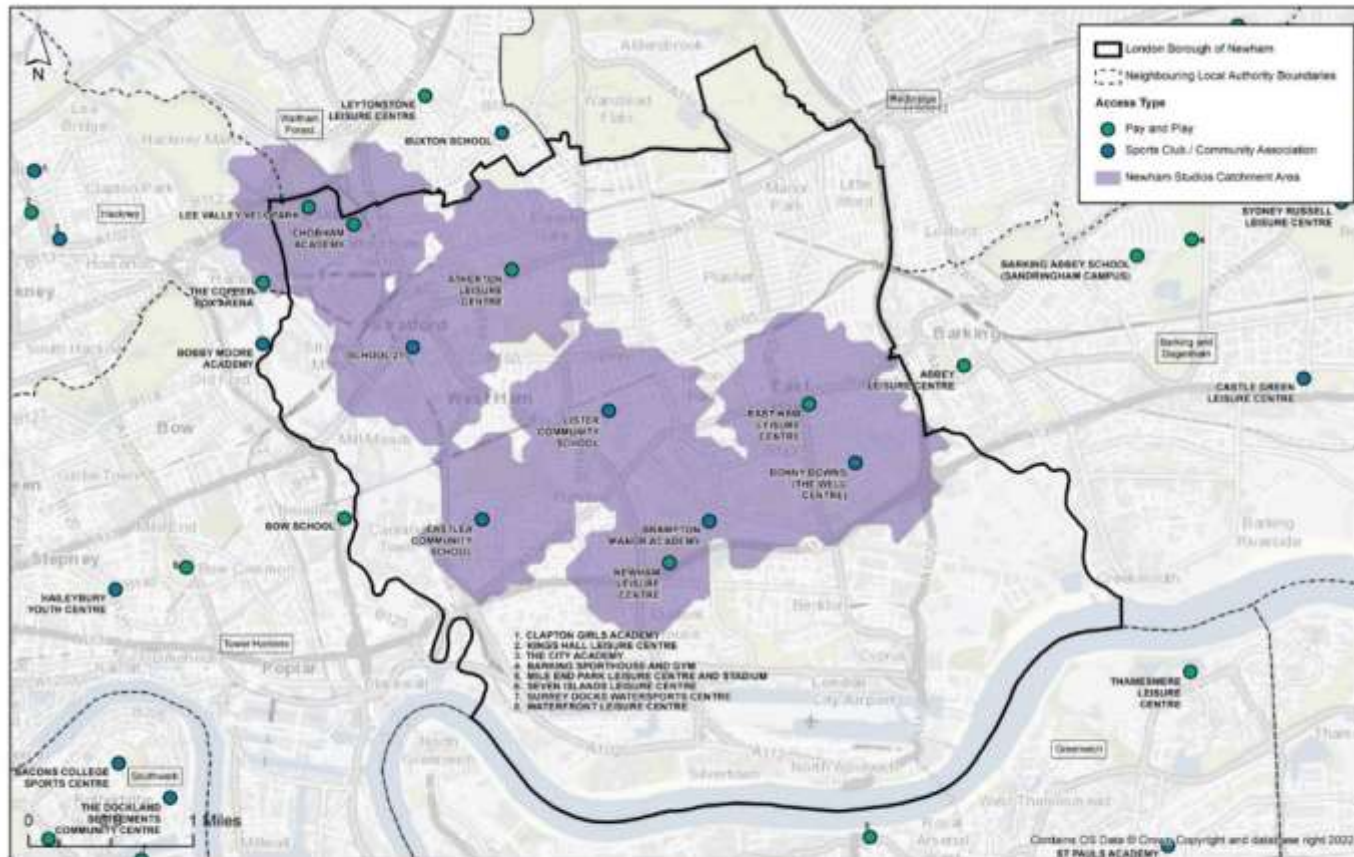
Studios with community pay and play or sports club/ community association use 15 minute walktime catchment and 20 minute public transport catchment in Newham

London Borough of Newham

Built Facilities – Regulation 18 Report

4.118 It is also important to ensure that studios are as accessible as possible to those walking or using public transport. Map 22 demonstrates the 15 minute walking catchment areas for each of the community accessible studios in the borough. It shows that much of the central and northwest population of Newham are able to access provision in 15 minutes on foot. However, there are significant gaps in the south and northeast areas.

Map 21: Community access studios within a 15-minute walk time catchment area



Studios with community pay and play or sports club/ community association use 15 minute walktime catchment in Newham

London Borough of Newham

Built Facilities – Regulation 18 Report

Health and Fitness - Assessment Summary to Date

4.119 The assessment work to date identifies:

Table 33: Health and Fitness - Assessment Summary to Date

Facility Type- Health And Fitness Facilities	Key Points
Quantity	<p>Fitness Suites There are 25 health and fitness suites in The London Borough of Newham (including commercial provision). In total, the fitness suites provide 1997 fitness stations. All fitness suite facilities require some form of payment/membership payment before use, and an induction is required, although there is some pay and play access available at the local authority owned facilities.</p> <p>There is a good amount of fitness suite provision in The London Borough of Newham. 4 fitness suites are owned by the London Borough of Newham, 3 of which (Newham Leisure Centre, Atherton Leisure Centre and East Ham Leisure Centre) are managed by ActiveNewham. 7 facilities are located on education sites, however 6 offer no community use and only Sports Dock offering access to registered members. There are 14 facilities which are either privately owned or owned by a sports club/community organisation. Of these 14 facilities, only one (London Aquatic Centre) offers pay and play use, with the other 13 requiring registered membership or affiliation to a sports club to access.</p>
	<p>Studios There are 29 studios in the London Borough of Newham across 20 sites</p>
Quality	<p>Fitness Suites The quality of the fitness suites in the borough ranges from average to excellent. The quality of the commercial facilities is excellent.</p>
	<p>Studios The quality of the fitness suites in the borough ranges from average to excellent.</p>
Accessibility	<p>Fitness Suites All areas of Newham, other than the very southeast corner, can reach community accessible provision within a 20-minute public transport travel time. Although there is some housing in the southwest tip of the area, it is largely covered by industrial units.</p> <p>Additionally, there are an extra 14 health and fitness suites that are located outside of the London Borough of Newham but can be reached within 20 minutes by public transport.</p>
	<p>Studios The vast majority of the London Borough of Newham residents currently have access to a studio within a 10-minute drive time catchment. There are also an additional 23 sites with studios that may be accessible within a 20 minute public transport travel time of Newham.</p>

London Borough of Newham

Built Facilities – Regulation 18 Report

Facility Type- Health And Fitness Facilities	Key Points
Availability	<p>Fitness Suites Of the existing fitness provision in the London Borough of Newham the commercial sector (private and registered membership) provides 1378 of the 1997 stations (69%). 382 (19%) are provided by the local authority (managed by ActiveNewham), and the remaining 237 (12%) are located on educational sites.</p> <p>Studios Provision of studios is similar to that of fitness suites; studios tend not to be stand-alone but will be part of an overall fitness offer, usually requiring membership. Some studios also provide pay and play access.</p>

N.B Demand analysis to be added once all feedback is received from schools, clubs and neighbouring local authorities.

Other Sports and Facilities

4.120 There are a range of other sports provided for in the London Borough of Newham. These include:

- Athletics
- Boxing
- Cycling
- Green Gyms
- Gymnastics
- Street Sports
- Water Sports

4.121 These activities provide important opportunities for participation in physical activity.

4.122 Information to complete the supply and demand analysis is awaited on the above e.g. club survey feedback; detailed information will be included in the final report. Information available to date is summarised below for boxing and water sports. Analysis information on athletics, cycling, green gyms, more on gymnastics, and urban street sports will be added to the final report.

London Borough of Newham

Built Facilities – Regulation 18 Report

Boxing

4.123 Boxing clubs in and around London Borough of Newham

Table 34: Boxing Clubs in and around Newham

Sr.No.	Club Name	Address	Post Town	Training Base
1	Newham Boys	130 Church St, London E15 3EH	Newham	Newham Boys Boxing Club
2	Fairbairn	31 Snowhill Road, Manor Park, London, E12 6BE	Newham: Manor Park	Fairbairn Boxing Club, previously Woodgrange Community Centre
3	Fight for Peace	Woodman Street, North Woolwich London, United Kingdom, E16 2LS	Newham	Fight for Peace Academy
4	Peacock	Peacock House, Caxton Street, Canning Town, London, E16 1JL	Newham	Peacock Gym
5	East London Boxing Academy	Sports Pavilion Drapers Field, High Road Leyton, E15 2DD	Waltham Forest	East London Boxing Academy: Draper's Field
6	MBox	438 The Arches, Cranmer Road Forest Gate, London E7 0JN	Newham, Forest Gate	MBox Gym
7	Above Boxing	170 Harold Road, E13 0SE	Newham	Mobile/Workplace/ Home Training
8	Aberfeldy Boxing Club CIC	29 Aberfeldy St, Aberfeldy Village, E14 0NU	Tower Hamlets	Aberfeldy Boxing Club
9	9 Round	East Village Gym, 74 Celebration Ave, East Village, Stratford, London, E20 1BD	East Village, Newham	9 Round Gym
10	City Boxing Camp	86 Romford Road E15 4EH	Newham	City Boxing Studio
11	Limehouse Boxing Academy	30 Hay Currie St, London E14 6GN	Tower Hamlets	Limehouse Boxing Academy
12	Diamond Thai Boxing Gym	27 Romford Rd, London, E15 4LL, GB	Newham	Diamond Thai Boxing Gym

4.124 Most of the facilities in the borough are of standard quality and there are no major plans for any developments. The key facilities are the actual boxing clubs in Newham.

London Borough of Newham

Built Facilities – Regulation 18 Report

4.125 The four key clubs in the borough are as follows:

- Newham Boys Boxing Club – Typical boxing club with 80 – 100 members. The clubs help in community outreach
- Fairbairn Boxing Club – Amateur boxing club which is famous in the south and has about 200-300 members.
- Fight for Peace – The club is highly active in the community, works with youth who are at risk of anti-social behaviour and violence. The club helps with apprenticeships, work placements, NVQs and internships. The club has 200+ members
- Peacock Boxing Club - Typical boxing club with amateur and professional boxing, pro side of club has been relocated to Essex. It is the club with the lowest membership amongst the other key clubs with 50 members

Water Sports

4.126 Water sports venues and activities in and around London Borough of Newham

Table 35: Water sports venues and activities in and around London Borough of Newham

Sr.No.	Name	Address	Activities	Type of Use	Courses
1	Royal Docks Watersports	1012 Dockside Rd, London E16 2QT	Canoeing, Dragon-boating, Rowing, Sailing & Power boats	<ul style="list-style-type: none"> • Sports Clubs • Pay & Play 	✓
2	Docklands Sailing & Watersports Centre	235A Westferry Rd, London E14 3QS	Dinghy Sailing, Windsurfing, Canoeing, Twilight Racing, Kayaking, Paddlesports & Dragon Boating Used by Raging Dragons Boat Club	<ul style="list-style-type: none"> • Corporate Memberships (£1,500/20 members of an organisation or £2,500 for everyone in an organisation) • Individual Memberships (Youth, Adult, Family) • Pay & Play • School & Groups Taster Sessions 	✓
3	Moo Canoes – POPSUP (Indoor Hall & Café on-site)	Poplar Union, 2 Cotall Street, London, E14 6TL	Paddleboarding Lessons	<ul style="list-style-type: none"> • Pay & Play • Group/Team Event Hire 	✓
4	Wakeup Docklands	1, Dock Road, London, E16 1AG	Wakeboarding, Paddleboarding only available for certified paddlers & Hydrofoiling	<ul style="list-style-type: none"> • Pay & Play • Group/Corporate Bookings 	✓

London Borough of Newham

Built Facilities – Regulation 18 Report

Royal Docks Water Sports

- 4.127 RDWA is owned by Royal Albert Dock Trust. It has a 2000m straight locked dock strait and is home to many big sports & corporate events and competitions. The facility is also used by university students. There are two separate changing rooms for males and females, a room with disabled access, two storage rooms, a room of juniors and a drying room. It has a private martial arts gym, Diesel gym and a small café/restaurant on-site.
- 4.128 The following Dragon Boat clubs are based at Royal Docks Watersports Centre:
- Windy Pandas;
 - Raging Dragons;
 - Thames Dragons; and
 - Typhoon Dragon Boats.
- 4.129 The following rowing clubs are based at Royal Docks Watersports Centre:
- Curlew Rowing Club
 - Globe Rowing Club
 - London Otters Rowing Club
 - Lea Rowing Club
 - Poplar Rowing Club
 - London Cornish Gig Club
- 4.130 Formal courses are available for Canoeing (BCU 1 Star award), Sailing (RYA L1 Sailing) and Power Boating (RYA Powerboat Level 2).
- 4.131 It also offers Paddlesports taster sessions, cost: £80.80 with minimum 4 members and maximum 16 and Rowing Taster Sessions.

Assessment Summary to date

- 4.132 The above analysis provides the initial evidence base for the updated assessment. Once the FPM modelling is completed it will be possible to develop detailed quantitative and spatial needs for future provision. Using an alternative Sport England planning tool, the Sports Facilities Calculator (SFC), it is possible to develop indicative levels of provision that are likely to be required in the future.
- 4.133 The indicative calculations below are based on applying the principles of the SFC (which is in reality a location specific planning tool) to the wider borough.

London Borough of Newham

Built Facilities – Regulation 18 Report

4.134 It is clear from these indicative calculations that there is significant need for additional provision moving forward, and particularly in and around the 5 key areas of residential growth:

- Beckton,
- Stratford and New Town,
- Royal Docks,
- Canning Town North, and
- Canning Town South.

4.135 Based on the analysis to date, the emerging major facility needs are:

Table 36: Emerging facility needs

Facility type	Additional provision needed in the future (based on indicative Sports Facility Calculator modelling; fpm needed to further inform this)	Indicative scale of additional provision needed	Indicative spatial needs
Sports Halls	Circa 7.47 sports halls	4 badminton court size A typical sports hall would be circa 690 sq. m	There are large areas of the London Borough of Newham that are not within a 15 minute walk catchment of a community accessible sports hall facility. This is particularly the case to the east and south east (Beckton, Manor Park, Royal Dock) and west (Canning town) of the borough. There is a similar picture for activity halls in the borough with areas including the east and south east of the borough (Beckton and East Ham) outside a 15 minute walk catchment of an activity hall. There are also parts of the north east (Stratford New Town, Canning Town North) outside a walking catchment. The majority of the borough is within a 20-minute public transport journey of a community accessible sports hall.
Swimming Pools	5.22 swimming pools	Minimum 4 lanes x 25 scale This could comprise: 8 or 6 lanes Beckton 5 lanes Canning Town 5 lanes Docks area	A large proportion of the borough is currently unable to access a pool within a 15 minute walk time. Approximately 25% of the borough is within a 15 minute walk catchment. This is particularly noticeable to the south and southeast of the borough (Docklands and Beckton), to the north east (Manor Park) and to the west (Canning Town). The majority of the borough is within a 20-minute public transport journey of a community accessible swimming pool.

London Borough of Newham Built Facilities – Regulation 18 Report

Facility type	Additional provision needed in the future (based on indicative Sports Facility Calculator modelling; fpm needed to further inform this)	Indicative scale of additional provision needed	Indicative spatial needs
		<p>Plus replacement of Newham Leisure Centre pool (8 lanes)</p> <p>A typical 4 lane x 25m pool equates to 200 sq m (a lane would 2 m in width unless required for competition where it would be 2.5m in width).</p> <p>A typical teaching pool would be 13-17 sq. m – 0 x 17 sq. m.</p>	<p>The closure of Balhaam Leisure Centre leaves a specific accessibility gap to swimming provision in and around Canning Town.</p>
Health and Fitness	Additional accessible and inclusive fitness facilities – gym stations plus studios	<p>TBC</p> <p>The scale of fitness suites is typically developed on the basis of 4-5 sq. m per equipment station.</p> <p>Therefore a 20 station fitness suite would typically be circa 100 sq. m in size.</p> <p>A studio would typically allow 4-5 sq. m per person. Therefore a 30 capacity studio would be 150 sq m</p>	<p>Population growth will increase demand for this type of provision, particularly in the areas where there is significant new residential development. Indicative priorities are to the south and south east of the borough (Docklands and Beckton), to the north east (Manor Park) and to the west (Canning Town).</p> <p>The majority of the borough is within a 20-minute public transport journey of community accessible fitness provision.</p>

N.B An overall Gross Internal Floor Area of 4700 sq. m – 5426 sq. m should be allowed for a medium to large leisure facility, depending on scale of pool and sports hall included.

- 4.136 The final Built Leisure Facilities Needs Assessment Evidence Base will include more analysis of supply and demand; as set out in the report, additional information is awaited to complete this.
- 4.137 Once the Evidence Base is complete, identified priority needs can be assessed in terms of location, delivery and resources, aligned with planning and regeneration in the borough. A detailed 5 year Action Plan will also be produced to implement the recommended way forward.