



Newham Public Health Fact Sheet:

Autism (18+)


September 2021 snapshot



NEWHAM CONTEXT

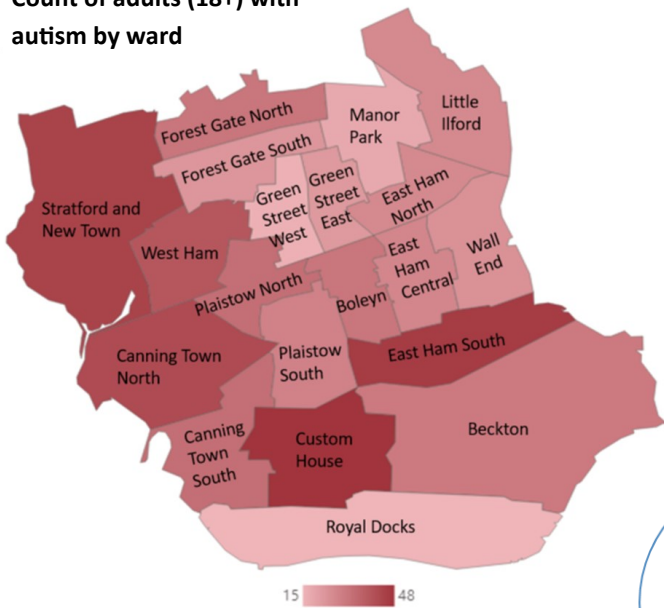
Adults with autism:

600+

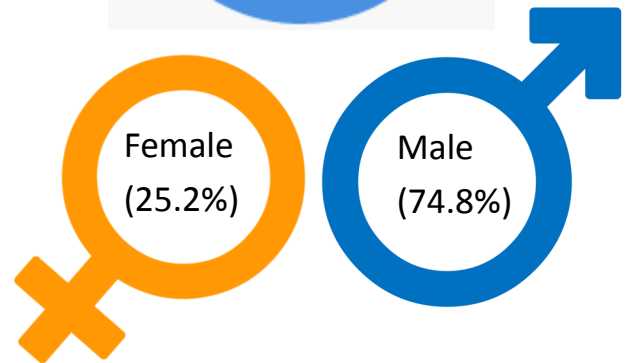


Highest proportion of adults with autism are of Black ethnic origin (31%)

Count of adults (18+) with autism by ward



Gender breakdown (18+)



Highest proportion (33%) of adults with autism live in **owner occupied properties**

Housing Tenure

Majority of adults with autism living in a household with two people, live with a second occupant aged 50 or older

More females aged 35-44 with autism living alone

Majority of adults with autism living alone are aged between **26 and 34**



74% of service users with autism receiving residential or supported living packages are placed out of the borough



Newham Public Health Fact Sheet:

Autism (18+)


September 2021 snapshot



DEMOGRAPHICS

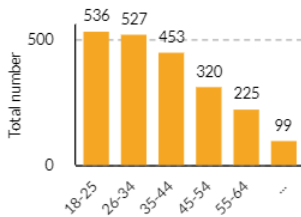
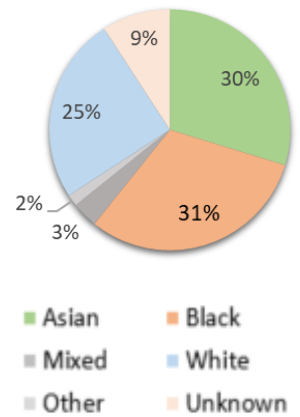


Highest no. of adults with Autism: **Custom House (n=48)**



Adults males have a higher rate of autism per 100k population than females

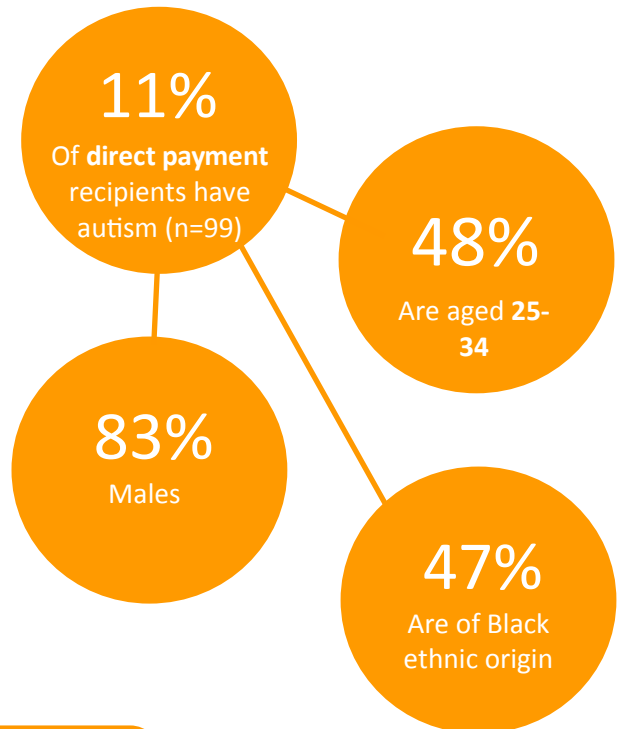
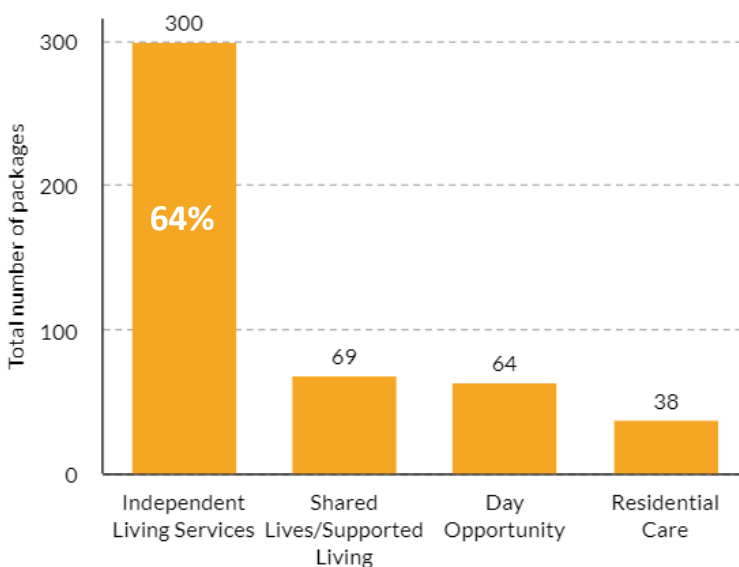
Breakdown of 18+ residents with autism



18-25 year olds: Highest % of residents with autism

CARE PACKAGES AND DIRECT PAYMENTS

Total number of care packages for adults with autism



Black residents: Highest proportion of care packages recipients (44%)

30% of all care packages for service users with autism being accessed by residents aged 25-34