

# Public Spaces Protection Order - Dog Management Intelligence Report

Author: Ben Ramsay, Senior Community Safety Analyst

13/09/2021

## Data

The data in this report related to UNI-form records where the request type is that of 'dog fouling' or 'dog nuisance' between 1<sup>st</sup> April 2016 and 31<sup>st</sup> March 2021

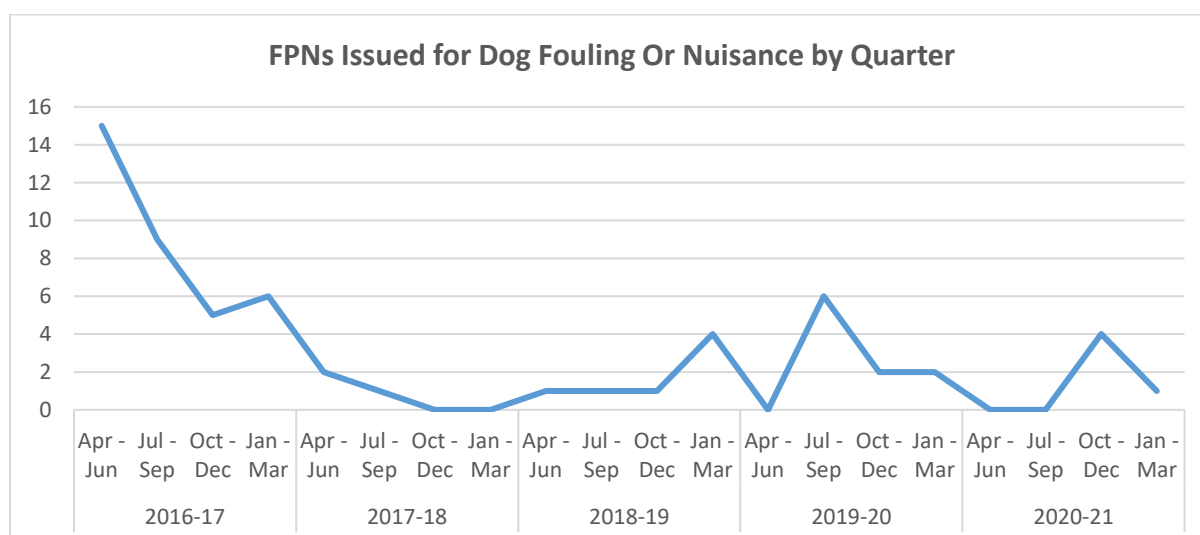
Incident dates are based on the date the report was received by the council. This is due to some reports not having an occurrence date, this is often due to the person reporting a series of past incidents in a single report.

The Dog Management Public Spaces Protection Order came into effect on the 19<sup>th</sup> December 2017.

The report will be broken into 2 areas, the first looking at Fixed Penalty Notices (FPNs) issued and the second looking at anti-social behaviour reported to the council.

## Fixed Penalty Notices

In the 5 years since April 2016, a total of 60 FPNs have been issued in relation to dog control under the category of fouling or nuisance. The number issued peaked at the first quarter of 2016/17 with 15 FPNs and has mostly been falling since with any peak not getting above 6 per quarter. Since the introduction of the PSPO there have been 22 FPN's issued from December 17 – March 21, this is less than the 38 issued from Apr 16 – November 17 (42.1% reduction).



Over half of FPNs issued were in relation to the breaching of a pre-existing dog control order (51.7%) followed by dogs off their lead (35.0%). This changes with the introduction of the PSPO, there were 8 FPNs issued for breaching an order while 10 were in relation to dogs being off lead.

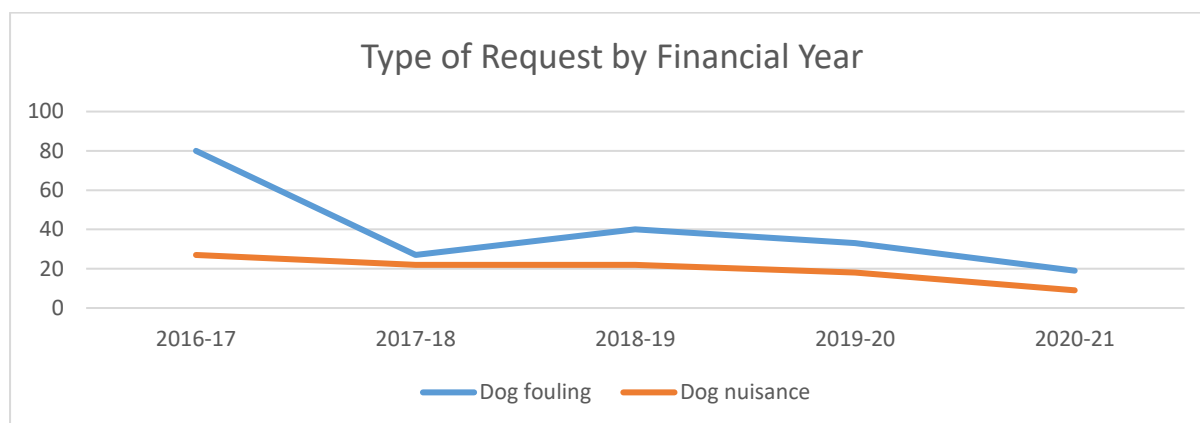
Reason FPN was Issued by Financial Year						
FPN Reason	2016-17	2017-18	2018-19	2019-20	2020-21	Total
Breach of Order	23	0	2	5	1	31
Dog Control	0	0	1	0	0	1
Off Lead	10	1	4	3	3	21
Dog fouling	2	2	0	2	1	7
<b>Total</b>	<b>35</b>	<b>3</b>	<b>7</b>	<b>10</b>	<b>5</b>	<b>60</b>

Enforcement action has taken place across 19 of the 20 wards in the borough with Custom House, Beckton and Canning Town South accounting for over 50% of FPNs issued since 2016/17.

FPNs Issued for Dog Fouling or Nuisance by Ward						
Ward	2016-17	2017-18	2018-19	2019-20	2020-21	Total
Custom House	15%	2%	5%	3%	0%	25%
Beckton	15%	2%	2%	0%	0%	18%
Canning Town South	5%	2%	2%	0%	0%	8%
Stratford And New Town	2%	0%	2%	2%	2%	7%
Forest Gate North	2%	0%	0%	3%	0%	5%
East Ham South	3%	0%	0%	2%	0%	5%
Wall End	3%	0%	0%	0%	0%	3%
Boleyn	2%	0%	0%	0%	2%	3%
Canning Town North	0%	0%	0%	3%	0%	3%
West Ham	3%	0%	0%	0%	0%	3%
Green Street East	2%	0%	0%	0%	2%	3%
Green Street West	0%	0%	0%	0%	2%	2%
Forest Gate South	0%	0%	0%	2%	0%	2%
Little Ilford	2%	0%	0%	0%	0%	2%
Manor Park	0%	0%	2%	0%	0%	2%
East Ham Central	2%	0%	0%	0%	0%	2%
Plaistow North	2%	0%	0%	0%	0%	2%
Plaistow South	0%	0%	0%	0%	2%	2%
Royal Docks	0%	0%	0%	2%	0%	2%
East Ham North	0%	0%	0%	0%	0%	0%
Not Stated	2%	0%	0%	0%	0%	2%
<b>Total</b>	<b>58%</b>	<b>5%</b>	<b>12%</b>	<b>17%</b>	<b>8%</b>	<b>100%</b>

## Dog Related Service Requests

There have been 297 service requests since April 2016. These reports are categories as dog fouling or dog nuisance. Many of the nuisance reports relate to multiple issues concerning dog behaviour including dangerous or intimidating behaviour, dogs off their leads and trespass (walking into other people's gardens).



Dog fouling has made up 67.0% (199 reports) of service requests while nuisance had 33.0% of dog related ASB (98 reports). Both types have seen decreases over the last 5 years with fouling falling by 76.3% (61 report decrease) between 2016/17 to 2020/21 while nuisance fell by 66.7% (18 report decrease) between the same dates. Most nuisance complaints mention dangerous or intimidating behaviour (for example if a dog attacking other dogs, biting people, barking at people), followed by dogs being allowed off their lead and then barking dogs.

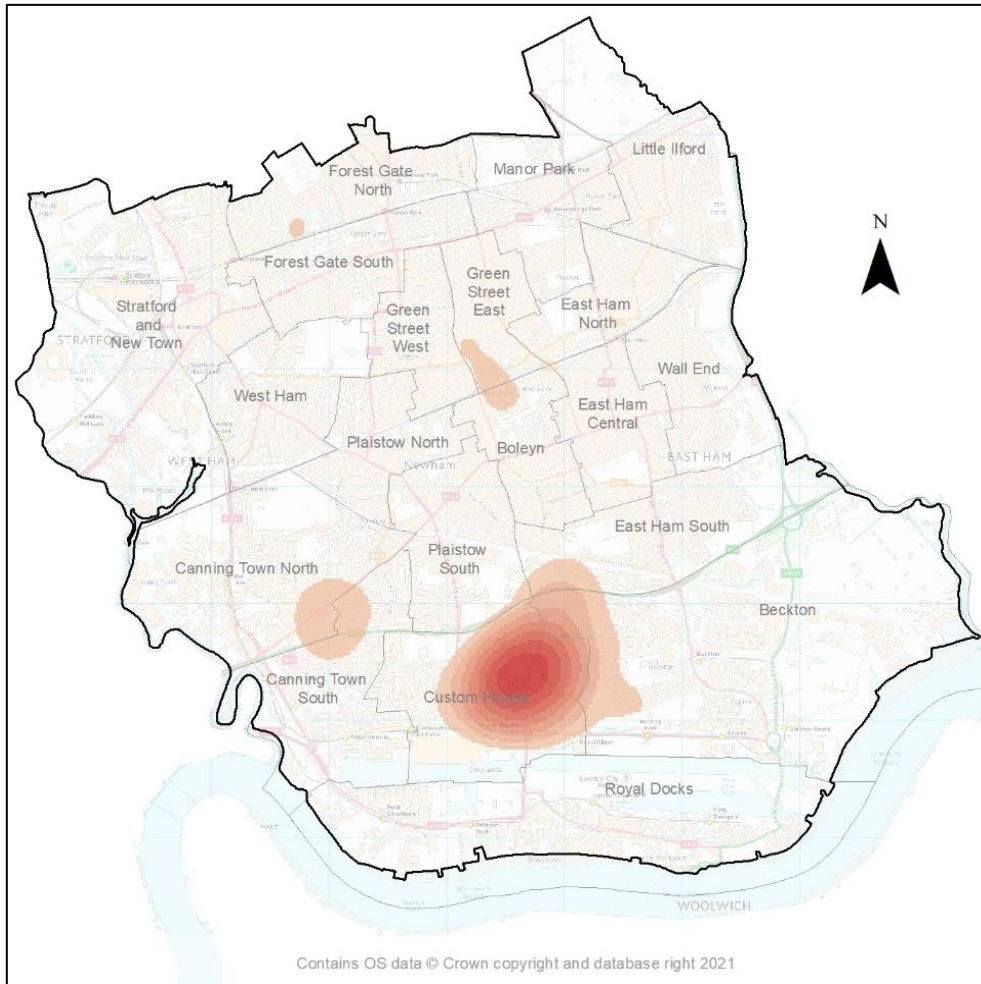
There were service requests from every ward in the borough at a fairly even spread with no ward having over 10% of reports.

Service Requests for Dog Fouling or Nuisance by Ward						
Ward	2016-17	2017-18	2018-19	2019-20	2020-21	Total
East Ham South	3%	2%	2%	2%	0%	9%
Plaistow North	1%	1%	2%	3%	1%	7%
West Ham	3%	1%	2%	1%	1%	7%
Stratford And New Town	1%	1%	1%	2%	1%	7%
Boleyn	4%	0%	1%	1%	1%	7%
Canning Town North	2%	1%	2%	1%	0%	7%
Beckton	2%	1%	2%	0%	1%	6%
Custom House	3%	1%	2%	0%	0%	6%
Manor Park	2%	1%	1%	1%	1%	6%
Forest Gate South	2%	1%	1%	1%	1%	6%
Plaistow South	3%	1%	1%	0%	0%	6%
Little Ilford	2%	1%	1%	2%	0%	5%
East Ham Central	1%	1%	1%	1%	0%	3%
Royal Docks	1%	1%	1%	0%	0%	3%
Green Street West	1%	0%	0%	1%	0%	3%
Green Street East	1%	1%	0%	0%	0%	3%
Forest Gate North	1%	0%	0%	1%	1%	2%
Canning Town South	1%	0%	1%	0%	0%	2%
Wall End	0%	0%	0%	0%	1%	2%
East Ham North	1%	0%	0%	0%	0%	2%
Unknown	0%	0%	1%	0%	0%	1%
<b>Total</b>	<b>36%</b>	<b>16%</b>	<b>21%</b>	<b>17%</b>	<b>9%</b>	<b>100%</b>

## Hotspots

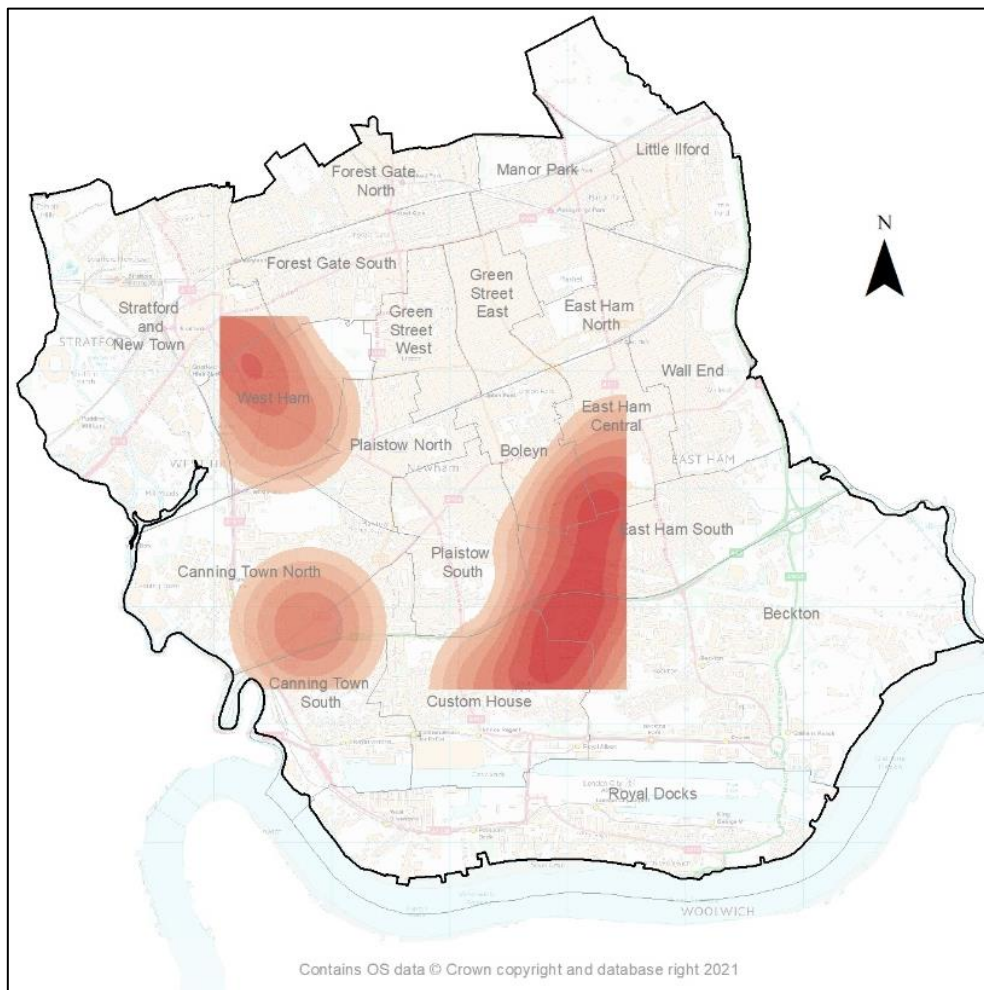
The hotspots have been broken down into the categories of FPNs issued and dog related service requests.

### Fixed Penalty Notice Hotspots



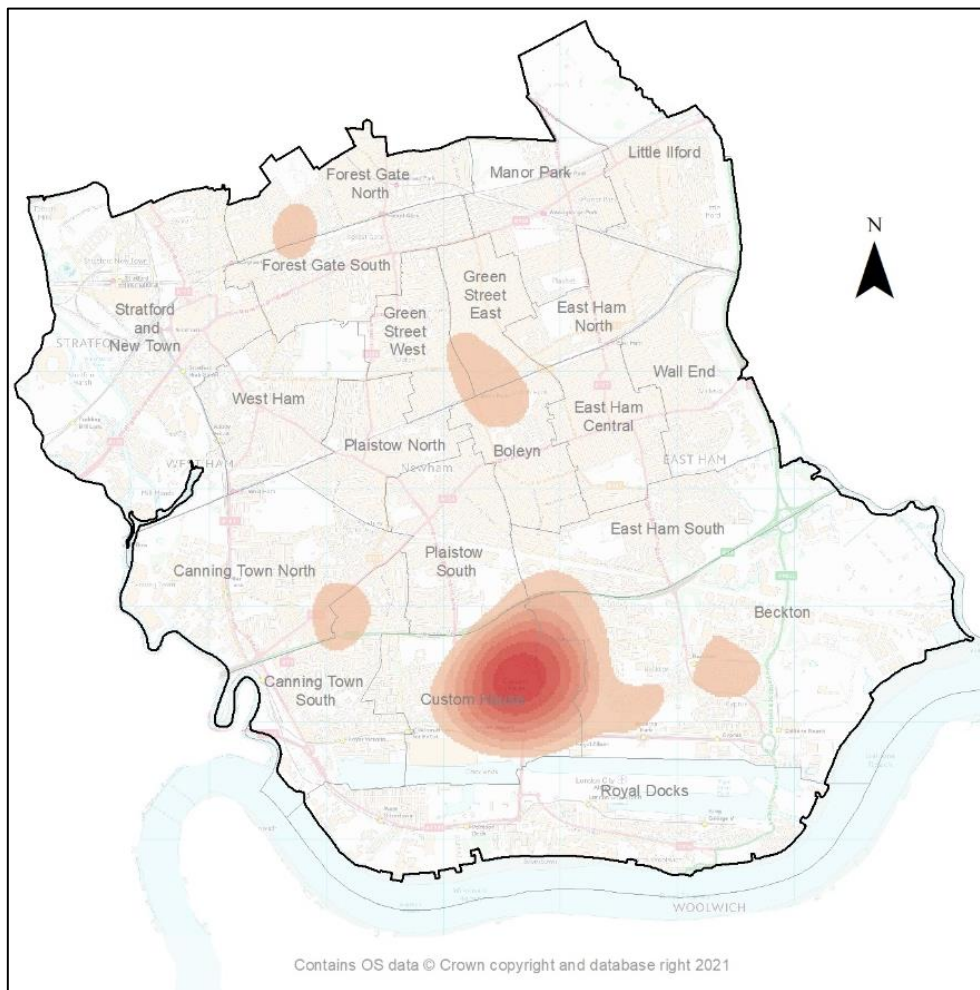
The main hotspot for FPNs being issued was around the boundary between Custom House and Beckton, particularly around Tollgate Road. There were secondary hotspots in Canning Town North on Barking Road and Green Street East, mainly around Upton Park Station.

## Fixed Penalty Notice Hotspots - Dog Fouling



Hotspots are concentrated around the centre of the borough particularly around West Ham, Canning Town, Custom House and East Ham. These concentrations only refer to a single service request at each hotspot so there is a much more even spread than the map appears to show.

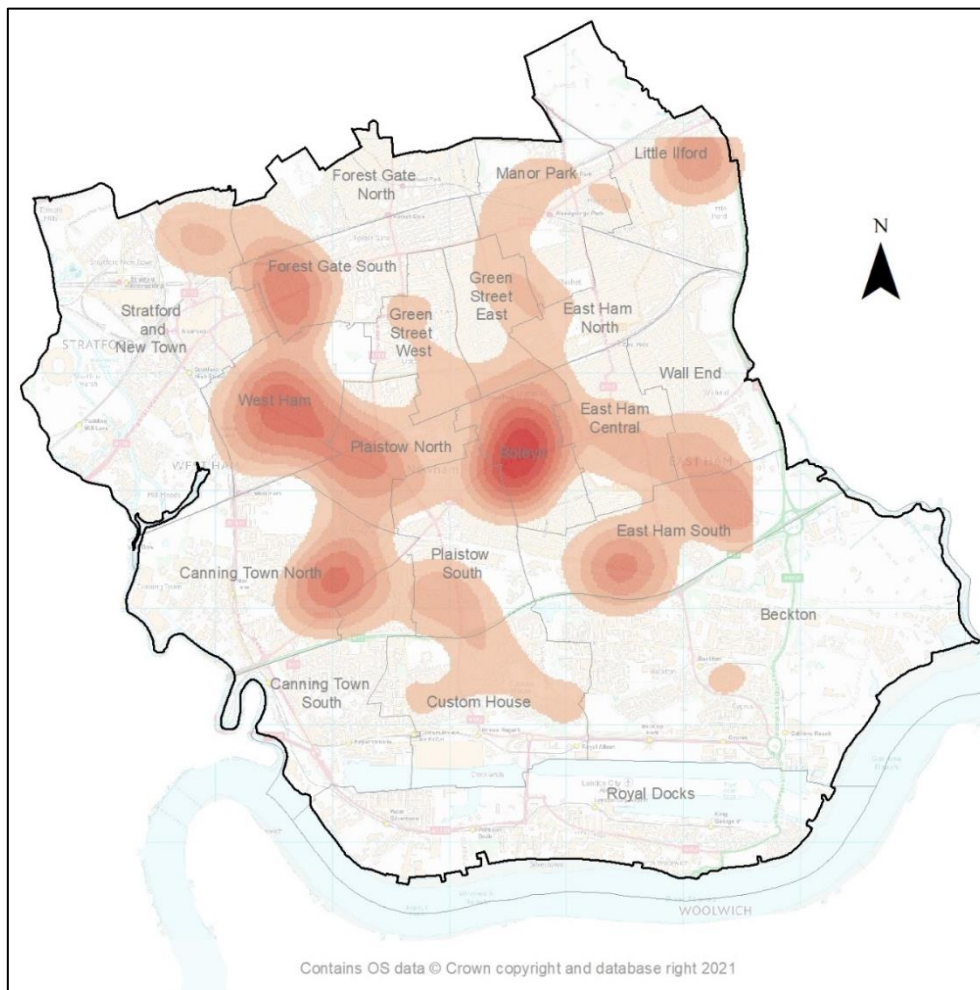
## Fixed Penalty Notice Hotspots - Dog Nuisance



The hotspot for nuisance related FPNs was in Custom House, around Tollgate Road. There were secondary hotspots spread all over the borough including Beckton, Canning Town, Upton Park and Forest Gate.



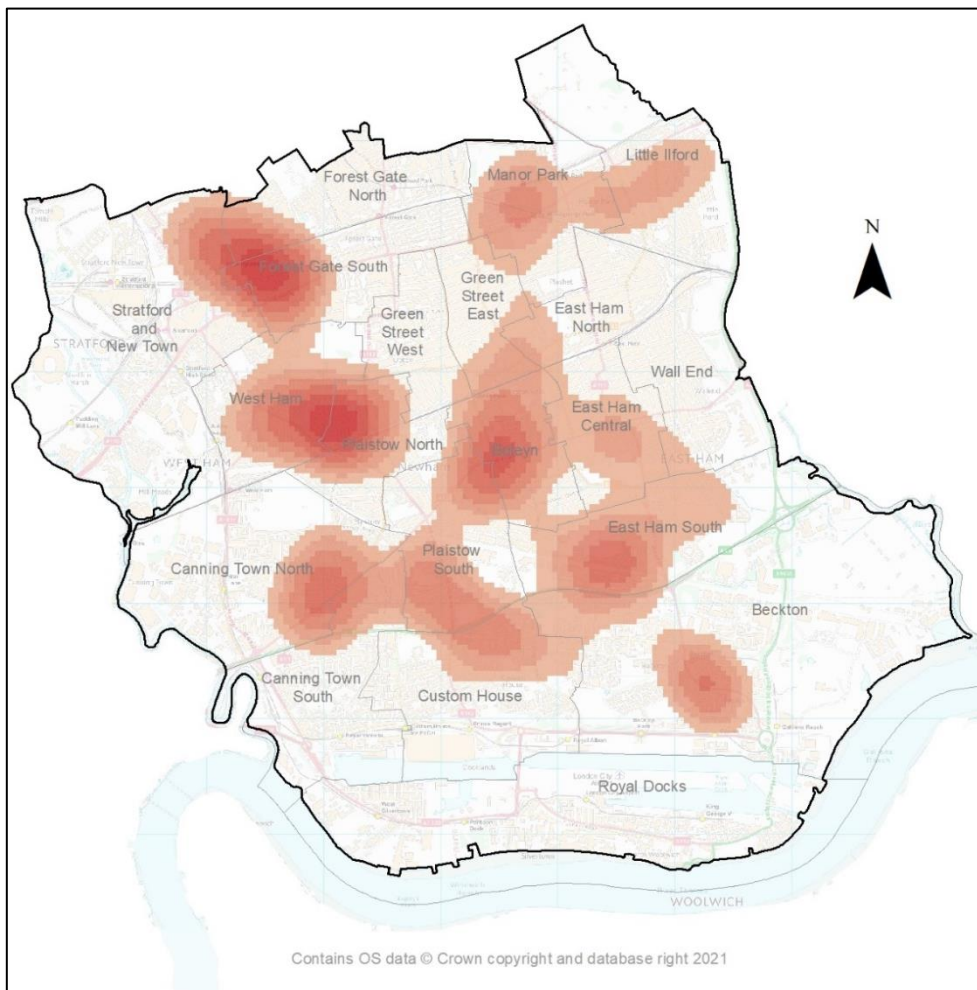
## Dog Related Service Requests Hotspots



There were reports across the borough with only the Royal Docks not having a hotspot area. The main hotspot was in Boleyn, although this hotspot is largely as a result of repeat reports from a single address.

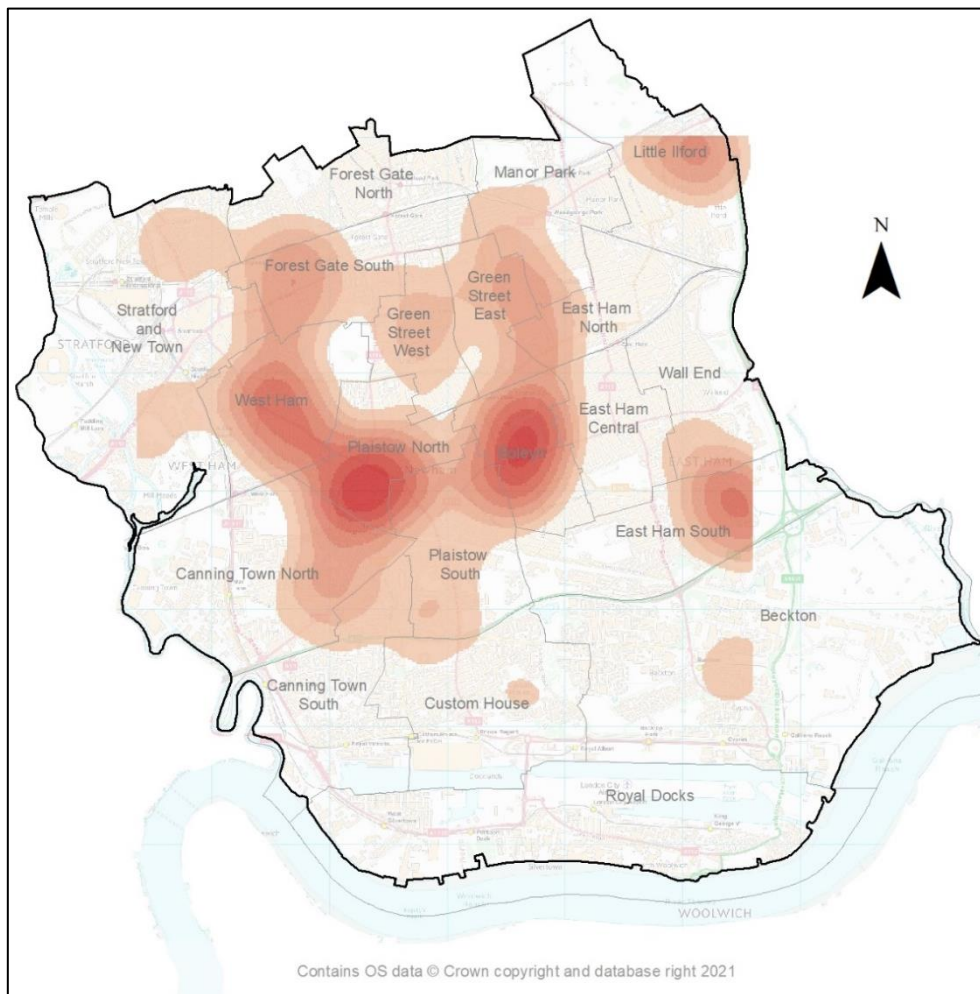


## Dog Related Service Request Hotspots - Dog Fouling



Similar to the overall picture dog fouling hotspots are spread across the borough apart from the Royal Docks. The main hotspots being in Forest Gate South, West Ham and Boleyn.

## Dog Related Service Request Hotspots - Nuisance



Dog Nuisance reports to the council were spread across the borough with the main hotspots being in Boleyn Ward (particularly around Barking Road) and Plaistow North.