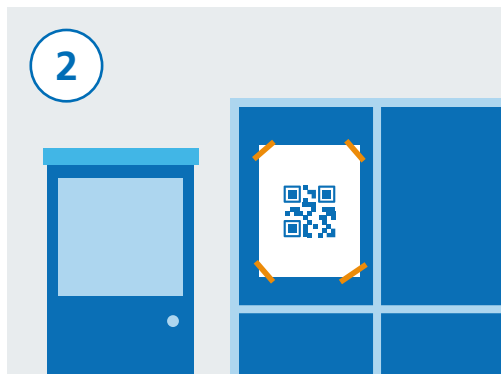


HOW TO USE QR CODES TO CHECK INTO A VENUE

User guide




1 Download the NHS Test and Trace app from the App Store or Google Play Store.




2 When you visit a venue, check to see if there is a NHS Test and Trace QR code poster on display.



3 Open your NHS Test and Trace app and tap 'Venue Check In'. Now use your smartphone camera to scan the QR code on the poster.



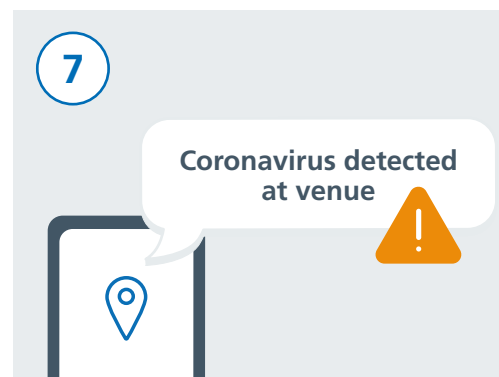
4 The time and date of your visit will be stored on the app. It will not be sent or shared with anyone else.



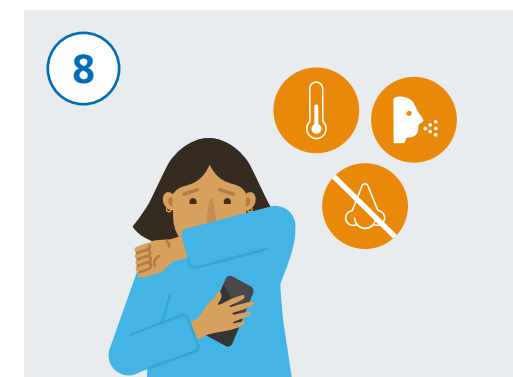
5 After scanning your QR code on the poster, you are now successfully checked in.



6 If you go to another venue, open your NHS Test and Trace app and tap "Venue Check In". Now use your smartphone camera to scan their QR code poster.



7 You may get an alert if NHS Test and Trace identifies that you have recently visited a venue where you may have come into contact with coronavirus (COVID-19).



8 If you develop coronavirus (COVID-19) symptoms, make sure to record them in the app and follow Government guidelines/advice.